

DUNLOP SALOON CAR CUP

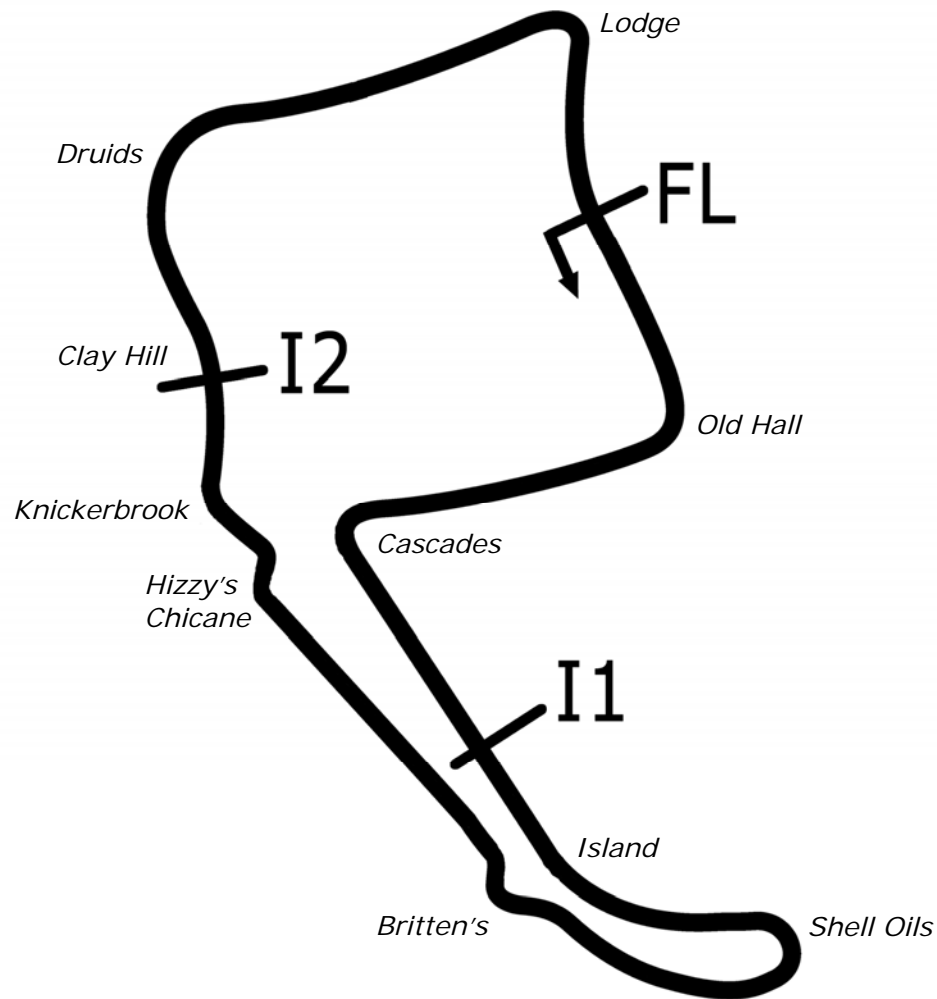
Oulton Park International Circuit

24th / 25th / 26th August 2019

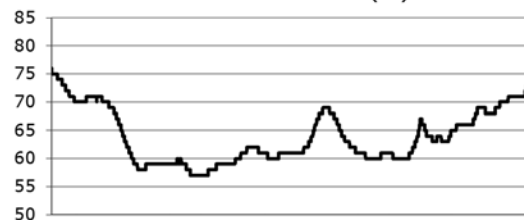


Results Provided by Timing Solutions Ltd
www.tsl-timing.com

Oulton Park International



Circuit Altitude (m)



Length	2.6920 miles	4332.4 m	
FL		53.17997 N	2.61294 W
I1	1163m	53.17248 N	2.61631 W
I2	3066m	53.17830 N	2.62040 W
Pit Entry	4314m	53.18011 N	2.61306 W
Pit Exit	180m after FL	53.17836 N	2.61232 W
Pit Entry–Pit Exit 199m, 11.9s @60kph, 8.9s @80kph			

All results available at www.tsl-timing.com

Sheet No:

Issue Time:



HSCC Dunlop Saloon Car Cup

QUALIFYING - RACE 5 - CLASSIFICATION

POS	NO	CL	PIC	NAME	ENTRY	TIME	ON	LAPS	GAP	DIFF	MPH
1	12	GA6	1	Ric WOOD	Holden	1:42.392	7	8			94.64
2	70	ST1	1	Stewart WHYTE	Honda Accord	1:48.652	3	4	6.260	6.260	89.19
3	79	ST1	2	Mark JONES	Renault Laguna	1:48.888	10	10	6.496	0.236	89.00
4	55	GA2	1	Jonathan BAILEY	Nissan Skyline	1:50.197	9	10	7.805	1.309	87.94
5	60	GA1	1	Mark WRIGHT	Ford Sierra RS500	1:51.032	2	5	8.640	0.835	87.28
6	17	GA2	2	Mark SMITH	BMW E30 M3	1:51.473	8	10	9.081	0.441	86.93
7	28	ST4	1	Jason HUGHES	MG ZS	1:53.034	5	6	10.642	1.561	85.73
8	67	ST2	1	Tony ABSOLOM	Vauxhall Cavalier	1:54.052	9	10	11.660	1.018	84.97
9	11	ST1	3	Steffan IRMLER	Opel Vectra	1:54.418	6	7	12.026	0.366	84.70
10	4	GA2	3	Paul HOGARTH	BMW E30 M3	1:55.865	7	9	13.473	1.447	83.64
11	22	GA1	2	Paul MENSLEY	Ford Sierra RS500	1:55.916	2	2	13.524	0.051	83.60
12	44	ST2	2	Allister McMILLAN	Nissan Primera	1:56.649	5	7	14.257	0.733	83.08
13	57	GA5	1	Joe GOMM	Ford Escort Mk1 BDA	2:02.735	8	8	20.343	6.086	78.96
14	52	GN2	1	Jason MINSHAW	Ford Escort RS2000	2:03.594	6	7	21.202	0.859	78.41
15	82	GA6	2	Graham SAUL	Ford Sierra RS500	2:06.200	2	3	23.808	2.606	76.79
16	62	GA6	3	Neil KAVANAGH	British Leyland Mini 1275 GT	2:19.257	1	2	36.865	13.057	69.59
17	161	GA6	4	Frank LYONS	Ford Escort			2			

Weather / Track : Sunny / Dry

These results are provisional until the conclusion of any judicial and technical matters.

Oulton Park International
 Circuit Length = 2.6920 miles
 Start: 15:05 Flag 15:24 End: 15:27

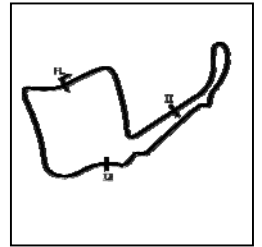
Clerk Of Course : Julian Floyd

Steward :

Timekeeper : Nick Palmer

HSCC Dunlop Saloon Car Cup

QUALIFYING - RACE 5 - SECTOR ANALYSIS



SECTOR 1 = FL to I1, SECTOR 2 = I1 to I2, SECTOR 3 = I2 to FL, DIFF = Difference To Personal Best Lap, P = Crossed Finish Line in Pit Lane, D = Time Disallowed

P1 12 GA6 Ric WOOD			Holden								
IDEAL LAP TIME : 1:42.276		BEST LAP TIME : 1:42.392		DIFFERENCE : 0.116							
LAP	SECTOR 1	SECTOR 2	SECTOR 3	LAP TIME	MPH	DIFF	TIME OF DAY				
1 -	26.197	131.5	51.215	117.1	28.742	124.0	1:46.154	91.29	3.762	15:08:56.615	
2 -	25.894	131.0	50.753	116.7	28.594	125.2	1:45.241	92.08	2.849	15:10:41.856	
3 -	26.481	122.6	54.954	99.4	IN PIT		1:59.523	P	81.08	17.131	15:12:41.379
4 -	OUTLAP	117.5	54.010	107.7	29.091	123.5	3:48.288		42.45	2:05.896	15:16:29.667
5 -	25.334	132.6	50.919	117.5	28.274	124.9	1:44.527	(3)	92.71	2.135	15:18:14.194
6 -	24.812	135.0	49.903	114.1	28.535	125.4	1:43.250	(2)	93.86	0.858	15:19:57.444
7 -	24.928	135.0	49.680	118.7	27.784	125.6	1:42.392	(1)	94.64		15:21:39.836
8 -	29.149	92.3	1:03.774	84.0	IN PIT		2:17.106	P	70.68	34.714	15:23:56.942

P2 70 ST1 Stewart WHYTE			Honda Accord								
IDEAL LAP TIME : 1:48.652		BEST LAP TIME : 1:48.652		DIFFERENCE : 0.000							
LAP	SECTOR 1	SECTOR 2	SECTOR 3	LAP TIME	MPH	DIFF	TIME OF DAY				
1 -	27.960	116.5	54.873	99.7	IN PIT		1:59.696	P	80.96	11.044	15:09:22.885
2 -	OUTLAP	115.5	55.725	100.3	31.206	110.9	3:37.510		44.55	1:48.858	15:13:00.395
3 -	26.394	119.4	52.569	103.2	29.689	110.9	1:48.652	(1)	89.19		15:14:49.047
4 -	27.331	114.3	54.199	92.9	IN PIT		2:01.471	P	79.78	12.819	15:16:50.518

P3 79 ST1 Mark JONES			Renault Laguna								
IDEAL LAP TIME : 1:48.888		BEST LAP TIME : 1:48.888		DIFFERENCE : 0.000							
LAP	SECTOR 1	SECTOR 2	SECTOR 3	LAP TIME	MPH	DIFF	TIME OF DAY				
1 -	29.732	114.7	55.774	103.4	30.360	107.8	1:55.866		83.64	6.978	15:09:08.674
2 -	27.614	117.7	52.638	104.0	30.188	110.0	1:50.440		87.75	1.552	15:10:59.114
3 -	27.345	119.1	1:00.341	87.4	34.408	109.2	2:02.094		79.37	13.206	15:13:01.208
4 -	27.315	114.9	53.802	103.5	30.055	109.6	1:51.172		87.17	2.284	15:14:52.380
5 -	27.083	119.4	54.593	104.0	30.426	109.8	1:52.102		86.45	3.214	15:16:44.482
6 -	27.040	118.9	52.850	104.2	30.140	109.8	1:50.030		88.07	1.142	15:18:34.512
7 -	27.371	117.1	52.378	104.0	29.930	110.1	1:49.679	(3)	88.36	0.791	15:20:24.191
8 -	27.064	118.7	52.427	103.5	30.064	109.6	1:49.555	(2)	88.46	0.667	15:22:13.746
9 -	30.743	95.7	1:02.962	92.3	34.149	109.8	2:07.854		75.79	18.966	15:24:21.600
10 -	26.735	119.1	52.266	104.3	29.887	109.2	1:48.888	(1)	89.00		15:26:10.488

P4 55 GA2 Jonathan BAILEY			Nissan Skyline								
IDEAL LAP TIME : 1:50.193		BEST LAP TIME : 1:50.197		DIFFERENCE : 0.004							
LAP	SECTOR 1	SECTOR 2	SECTOR 3	LAP TIME	MPH	DIFF	TIME OF DAY				
1 -	29.513	119.6	55.805	109.6	30.682	117.3	1:56.000		83.54	5.803	15:09:45.497
2 -				109.6	30.213	117.1	1:51.639		86.80	1.442	15:11:37.136
3 -				109.6	30.181	118.5	1:51.942		86.57	1.745	15:13:29.078
4 -				110.1	30.468	116.9	1:51.722		86.74	1.525	15:15:20.800
5 -				108.4	30.769	116.7	1:52.573		86.08	2.376	15:17:13.373
6 -				110.0	30.023	116.7	1:50.844		87.43	0.647	15:19:04.217
7 -				108.4	30.240	117.1	1:50.768	(3)	87.49	0.571	15:20:54.985
8 -	27.059	123.3	53.353	111.6	30.030	116.9	1:50.442	(2)	87.75	0.245	15:22:45.427
9 -	27.063	125.9	53.236	107.8	29.898	118.7	1:50.197	(1)	87.94		15:24:35.624
10 -	27.325	122.2	57.600	94.6	IN PIT		2:19.049	P	69.69	28.852	15:26:54.673

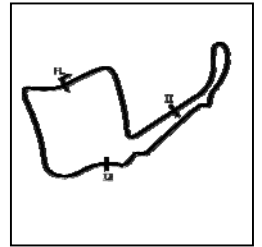
P5 60 GA1 Mark WRIGHT			Ford Sierra RS500								
IDEAL LAP TIME : 1:50.240		BEST LAP TIME : 1:51.032		DIFFERENCE : 0.792							
LAP	SECTOR 1	SECTOR 2	SECTOR 3	LAP TIME	MPH	DIFF	TIME OF DAY				
1 -	26.989	129.8	53.676	110.3	30.697	118.7	1:51.362	(2)	87.02	0.330	15:08:57.717
2 -	27.461	129.5	53.208	111.4	30.363	119.6	1:51.032	(1)	87.28		15:10:48.749
3 -	26.669	132.1	55.264	108.7	30.603	116.5	1:52.536		86.11	1.504	15:12:41.285
4 -	26.669	131.3	53.722	110.7	31.097	112.7	1:51.488	(3)	86.92	0.456	15:14:32.773
5 -	35.995	72.0	1:17.956	57.5	IN PIT		2:53.236	P	55.94	1:02.204	15:17:26.009

Weather / Track : Sunny / Dry

Oulton Park International
Circuit Length = 2.6920 miles
Start: 15:05 Flag 15:24 End: 15:27

HSCC Dunlop Saloon Car Cup

QUALIFYING - RACE 5 - SECTOR ANALYSIS



SECTOR 1 = FL to I1, SECTOR 2 = I1 to I2, SECTOR 3 = I2 to FL, DIFF = Difference To Personal Best Lap, P = Crossed Finish Line in Pit Lane, D = Time Disallowed

P6		17 GA2		Mark SMITH			BMW E30 M3				
IDEAL LAP TIME : 1:51.315		BEST LAP TIME : 1:51.473			DIFFERENCE : 0.158						
LAP	SECTOR 1		SECTOR 2		SECTOR 3		LAP TIME	MPH	DIFF	TIME OF DAY	
1 -	28.107	112.4	54.092	99.1	30.766	104.3	1:52.965	85.79	1.492	15:09:54.785	
2 -	27.465	113.5	54.071	98.6	31.806	104.3	1:53.342	85.50	1.869	15:11:48.127	
3 -	27.678	113.9	54.514	101.0	31.023	104.5	1:53.215	85.60	1.742	15:13:41.342	
4 -	27.567	114.3	54.093	99.5	30.792	105.5	1:52.452	86.18	0.979	15:15:33.794	
5 -	27.663	113.3	53.764	99.4	30.655	105.8	1:52.082	86.46	0.609	15:17:25.876	
6 -	28.432	114.3	53.843	100.6	30.679	106.5	1:52.954	85.79	1.481	15:19:18.830	
7 -	27.583	115.5	53.643	100.9	30.660	106.0	1:51.886 (3)	86.61	0.413	15:21:10.716	
8 -	27.464	112.9	53.510	101.0	30.499	105.8	1:51.473 (1)	86.93		15:23:02.189	
9 -	27.768	115.1	53.573	100.3	30.341	106.8	1:51.682 (2)	86.77	0.209	15:24:53.871	
10 -	28.901	101.2	1:00.720	90.1	IN PIT		2:13.734 P	72.46	22.261	15:27:07.605	

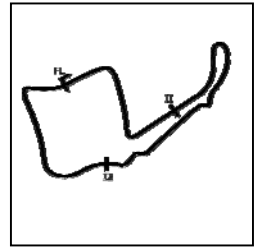
P7		28 ST4		Jason HUGHES			MG ZS				
IDEAL LAP TIME : 1:52.959		BEST LAP TIME : 1:53.034			DIFFERENCE : 0.075						
LAP	SECTOR 1		SECTOR 2		SECTOR 3		LAP TIME	MPH	DIFF	TIME OF DAY	
1 -	28.362	109.4	54.635	95.7	31.785	102.7	1:54.782	84.43	1.748	15:10:01.444	
2 -	27.901	111.1	54.074	97.8	31.627	103.2	1:53.602 (2)	85.30	0.568	15:11:55.046	
3 -	27.933	111.8	55.814	97.1	32.059	104.3	1:55.806	83.68	2.772	15:13:50.852	
4 -	27.776	109.1	54.364	96.2	31.489	103.2	1:53.629 (3)	85.28	0.595	15:15:44.481	
5 -	27.851	109.1	53.870	97.6	31.313	103.8	1:53.034 (1)	85.73		15:17:37.515	
6 -	28.056	110.1	1:00.800	84.4	IN PIT		2:11.495 P	73.70	18.461	15:19:49.010	

P8		67 ST2		Tony ABSOLOM			Vauxhall Cavalier				
IDEAL LAP TIME : 1:53.815		BEST LAP TIME : 1:54.052			DIFFERENCE : 0.237						
LAP	SECTOR 1		SECTOR 2		SECTOR 3		LAP TIME	MPH	DIFF	TIME OF DAY	
1 -	29.971	112.0	56.683	96.6	31.819	104.2	1:58.473	81.80	4.421	15:09:11.680	
2 -	28.337	114.1	54.825	98.2	31.776	104.5	1:54.938	84.31	0.886	15:11:06.618	
3 -	28.159	113.1	56.811	97.9	31.489	104.3	1:56.459	83.21	2.407	15:13:03.077	
4 -	27.881	114.1	55.212	97.3	31.624	103.8	1:54.717	84.48	0.665	15:14:57.794	
5 -	28.124	113.3	55.995	99.2	31.777	104.6	1:55.896	83.62	1.844	15:16:53.690	
6 -	28.023	113.3	55.030	99.7	31.798	104.2	1:54.851	84.38	0.799	15:18:48.541	
7 -	27.936	113.5	55.443	98.5	31.403	104.6	1:54.782	84.43	0.730	15:20:43.323	
8 -	27.710	113.5	54.883	99.2	31.605	104.6	1:54.198 (2)	84.86	0.146	15:22:37.521	
9 -	27.799	113.7	54.746	98.9	31.507	105.0	1:54.052 (1)	84.97		15:24:31.573	
10 -	27.836	114.1	55.092	98.6	31.359	105.0	1:54.287 (3)	84.79	0.235	15:26:25.860	

P9		11 ST1		Steffan IRMLER			Opel Vectra				
IDEAL LAP TIME : 1:54.076		BEST LAP TIME : 1:54.418			DIFFERENCE : 0.342						
LAP	SECTOR 1		SECTOR 2		SECTOR 3		LAP TIME	MPH	DIFF	TIME OF DAY	
1 -	30.061	109.6	57.777	101.3	31.941	106.8	1:59.779	80.90	5.361	15:09:48.865	
2 -	29.286	112.4	55.362	100.1	31.538	107.8	1:56.186	83.41	1.768	15:11:45.051	
3 -	29.004	113.9	55.489	100.9	31.996	105.8	1:56.489	83.19	2.071	15:13:41.540	
4 -	28.505	114.7	55.321	101.0	30.876	107.8	1:54.702 (2)	84.49	0.284	15:15:36.242	
5 -	28.598	113.9	55.403	101.8	30.759	107.8	1:54.760 (3)	84.44	0.342	15:17:31.002	
6 -	28.394	112.7	54.923	101.5	31.101	106.3	1:54.418 (1)	84.70		15:19:25.420	
7 -	29.197	113.3	55.134	101.0	IN PIT		2:03.097 P	78.72	8.679	15:21:28.517	

HSCC Dunlop Saloon Car Cup

QUALIFYING - RACE 5 - SECTOR ANALYSIS



SECTOR 1 = FL to I1, SECTOR 2 = I1 to I2, SECTOR 3 = I2 to FL, DIFF = Difference To Personal Best Lap, P = Crossed Finish Line in Pit Lane, D = Time Disallowed

P10		4 GA2		Paul HOGARTH		BMW E30 M3				
IDEAL LAP TIME : 1:55.450		BEST LAP TIME : 1:55.865		DIFFERENCE : 0.415						
LAP	SECTOR 1		SECTOR 2		SECTOR 3		LAP TIME	MPH	DIFF	TIME OF DAY
1 -	30.505	108.0	59.457	94.7	32.796	99.8	2:02.758	78.94	6.893	15:10:18.714
2 -	29.278	106.1	56.734	94.5	32.064	101.3	1:58.076	82.07	2.211	15:12:16.790
3 -	28.756	110.3	57.334	92.0	32.905	98.9	1:58.995	81.44	3.130	15:14:15.785
4 -	28.605	110.0	56.212	95.5	31.975	101.2	1:56.792	82.97	0.927	15:16:12.577
5 -	28.698	108.7	55.619	95.5	31.665	99.7	1:55.982 (2)	83.55	0.117	15:18:08.559
6 -	30.339	90.4	59.029	94.1	32.810	101.8	2:02.178	79.32	6.313	15:20:10.737
7 -	28.482	110.0	55.438	96.0	31.945	96.8	1:55.865 (1)	83.64		15:22:06.602
8 -	31.653	107.3	58.288	86.4	32.802	100.6	2:02.743	78.95	6.878	15:24:09.345
9 -	28.695	109.6	55.303	95.3	32.089	93.5	1:56.087 (3)	83.48	0.222	15:26:05.432

P11		22 GA1		Paul MENSLEY		Ford Sierra RS500				
IDEAL LAP TIME : 1:55.142		BEST LAP TIME : 1:55.916		DIFFERENCE : 0.774						
LAP	SECTOR 1		SECTOR 2		SECTOR 3		LAP TIME	MPH	DIFF	TIME OF DAY
1 -	29.108	117.1	57.898	106.3	31.629	98.6	1:58.635 (2)	81.69	2.719	15:10:13.331
2 -	28.842	109.8	55.661	104.5	31.413	105.6	1:55.916 (1)	83.60		15:12:09.247

P12		44 ST2		Allister McMILLAN		Nissan Primera				
IDEAL LAP TIME : 1:54.820		BEST LAP TIME : 1:56.649		DIFFERENCE : 1.829						
LAP	SECTOR 1		SECTOR 2		SECTOR 3		LAP TIME	MPH	DIFF	TIME OF DAY
1 -	29.189	105.6	57.860	96.9	33.399	101.2	2:00.448	80.46	3.799	15:09:29.889
2 -	29.786	103.5	57.392	96.2	32.151	101.3	1:59.329	81.21	2.680	15:11:29.218
3 -	29.111	108.5	56.990	96.2	31.752	101.5	1:57.853 (2)	82.23	1.204	15:13:27.071
4 -	30.984	106.3	56.063	96.4	31.597	102.7	1:58.644 (3)	81.68	1.995	15:15:25.715
5 -	28.546	107.8	55.895	97.5	32.208	101.8	1:56.649 (1)	83.08		15:17:22.364
6 -	34.495	87.4	58.460	97.9	31.244	102.7	2:04.199	78.03	7.550	15:19:26.563
7 -	28.649	111.4	55.030	97.2	IN PIT		2:07.111 P	76.24	10.462	15:21:33.674

P13		57 GA5		Joe GOMM		Ford Escort Mk1 BDA				
IDEAL LAP TIME : 2:02.178		BEST LAP TIME : 2:02.735		DIFFERENCE : 0.557						
LAP	SECTOR 1		SECTOR 2		SECTOR 3		LAP TIME	MPH	DIFF	TIME OF DAY
1 -	33.507	92.8	1:00.154	94.5	33.972	102.4	2:07.633	75.93	4.898	15:10:35.393
2 -	30.671	103.2	1:01.483	95.1	33.722	101.3	2:05.876	76.99	3.141	15:12:41.269
3 -	30.822	104.5	59.369	94.7	33.676	102.2	2:03.867	78.23	1.132	15:14:45.136
4 -	32.395	102.6	1:00.007	96.2	33.675	101.8	2:06.077	76.86	3.342	15:16:51.213
5 -	30.981	92.8	59.476	95.7	33.315	101.0	2:03.772	78.29	1.037	15:18:54.985
6 -	30.322	105.0	59.063	92.0	33.887	102.1	2:03.272 (2)	78.61	0.537	15:20:58.257
7 -	30.572	103.7	59.433	96.1	33.757	95.0	2:03.762 (3)	78.30	1.027	15:23:02.019
8 -	30.774	109.1	58.541	94.2	33.420	101.5	2:02.735 (1)	78.96		15:25:04.754

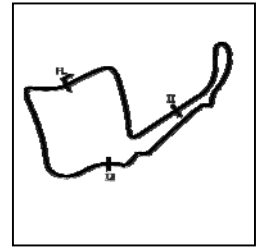
P14		52 GN2		Jason MINSHAW		Ford Escort RS2000				
IDEAL LAP TIME : 2:03.581		BEST LAP TIME : 2:03.594		DIFFERENCE : 0.013						
LAP	SECTOR 1		SECTOR 2		SECTOR 3		LAP TIME	MPH	DIFF	TIME OF DAY
1 -	30.793	100.3	1:01.272	86.9	34.589	90.0	2:06.654 (3)	76.51	3.060	15:09:54.400
2 -	32.525	95.4	1:05.480	78.3	39.871	87.6	2:17.876	70.28	14.282	15:12:12.276
3 -	33.617	85.5	1:03.792	84.2	34.969	95.7	2:12.378	73.20	8.784	15:14:24.654
4 -	31.184	99.5	1:01.136	88.1	IN PIT		2:12.400 P	73.19	8.806	15:16:37.054
5 -	OUTLAP	97.8	59.898	88.7	33.974	95.1	3:59.322	40.49	1:55.728	15:20:36.376
6 -	30.527	101.0	59.245	88.7	33.822	95.3	2:03.594 (1)	78.41		15:22:39.970
7 -	30.514	101.3	59.265	89.0	33.944	95.1	2:03.723 (2)	78.33	0.129	15:24:43.693

Weather / Track : Sunny / Dry

Oulton Park International
Circuit Length = 2.6920 miles
Start: 15:05 Flag 15:24 End: 15:27

HSCC Dunlop Saloon Car Cup

QUALIFYING - RACE 5 - SECTOR ANALYSIS



SECTOR 1 = FL to I1, SECTOR 2 = I1 to I2, SECTOR 3 = I2 to FL, DIFF = Difference To Personal Best Lap, P = Crossed Finish Line in Pit Lane, D = Time Disallowed

P15		82 GA6		Graham SAUL		Ford Sierra RS500				
IDEAL LAP TIME : 2:05.688		BEST LAP TIME : 2:06.200		DIFFERENCE : 0.512						
LAP	SECTOR 1		SECTOR 2		SECTOR 3		LAP TIME	MPH	DIFF	TIME OF DAY
1 -	31.096	108.7	1:04.756	97.5	34.755	102.6	2:10.607 (2)	74.20	4.407	15:09:43.974
2 -	30.498	112.4	1:00.668	99.2	35.034	101.5	2:06.200 (1)	76.79		15:11:50.174
3 -	30.304	112.4	1:00.629	100.1	IN PIT		2:10.914 P	74.02	4.714	15:14:01.088

P16		62 GA6		Neil KAVANAGH		British Leyland Mini 1275 GT				
IDEAL LAP TIME : 2:19.257		BEST LAP TIME : 2:19.257		DIFFERENCE : 0.000						
LAP	SECTOR 1		SECTOR 2		SECTOR 3		LAP TIME	MPH	DIFF	TIME OF DAY
1 -	33.435	85.8	1:07.998	82.0	37.824	86.1	2:19.257 (1)	69.59		15:10:29.116
2 -	34.421	90.3	1:08.635	80.1	IN PIT		2:25.868 P	66.43	6.611	15:12:54.984

P17		161 GA6		Frank LYONS		Ford Escort				
IDEAL LAP TIME : 2:51.439		BEST LAP TIME :		DIFFERENCE :						
LAP	SECTOR 1		SECTOR 2		SECTOR 3		LAP TIME	MPH	DIFF	TIME OF DAY
1 -	OUTLAP	71.0	1:24.844	54.5	46.678	61.5	6:04.413	26.59		15:14:36.867
2 -	42.835	66.1	1:21.926	54.3	IN PIT		2:56.044 P	55.05		15:17:32.911

HSCC Dunlop Saloon Car Cup

QUALIFYING - RACE 5 - BEST SECTORS

SECTOR 1			SECTOR 2			SECTOR 3			IDEAL / BEST COMPARISON						
POS	NO	NAME	TIME	NO	NAME	TIME	NO	NAME	TIME	POS	NO	NAME	IDEAL	BEST	DIFF
													PERFECT LAP	1:42.276	
1	12	WOOD	24.812	12	WOOD	49.680	12	WOOD	27.784	1	12	WOOD	1:42.276	1:42.392	0.116
2	70	WHYTE	26.394	79	JONES	52.266	70	WHYTE	29.689	2	70	WHYTE	1:48.652	1:48.652	0.000
3	60	WRIGHT	26.669	70	WHYTE	52.569	79	JONES	29.887	3	79	JONES	1:48.888	1:48.888	0.000
4	79	JONES	26.735	60	WRIGHT	53.208	55	BAILEY	29.898	4	55	BAILEY	1:50.193	1:50.197	0.004
5	55	BAILEY	27.059	55	BAILEY	53.236	17	SMITH	30.341	5	60	WRIGHT	1:50.240	1:51.032	0.792
6	17	SMITH	27.464	17	SMITH	53.510	60	WRIGHT	30.363	6	17	SMITH	1:51.315	1:51.473	0.158
7	67	ABSLOM	27.710	28	HUGHES	53.870	11	IRMLER	30.759	7	28	HUGHES	1:52.959	1:53.034	0.075
8	28	HUGHES	27.776	67	ABSLOM	54.746	44	McMILLAN	31.244	8	67	ABSLOM	1:53.815	1:54.052	0.237
9	22	MENSLEY	28.068	11	IRMLER	54.923	28	HUGHES	31.313	9	11	IRMLER	1:54.076	1:54.418	0.342
10	11	IRMLER	28.394	44	McMILLAN	55.030	67	ABSLOM	31.359	10	44	McMILLAN	1:54.820	1:56.649	1.829
11	4	HOGARTH	28.482	4	HOGARTH	55.303	22	MENSLEY	31.413	11	22	MENSLEY	1:55.142	1:55.916	0.774
12	44	McMILLAN	28.546	22	MENSLEY	55.661	4	HOGARTH	31.665	12	4	HOGARTH	1:55.450	1:55.865	0.415
13	82	SAUL	30.304	57	GOMM	58.541	57	GOMM	33.315	13	57	GOMM	2:02.178	2:02.735	0.557
14	57	GOMM	30.322	52	MINSHAW	59.245	52	MINSHAW	33.822	14	52	MINSHAW	2:03.581	2:03.594	0.013
15	52	MINSHAW	30.514	82	SAUL	1:00.629	82	SAUL	34.755	15	82	SAUL	2:05.688	2:06.200	0.512
16	62	KAVANAGH	33.435	62	KAVANAGH	1:07.998	62	KAVANAGH	37.824	16	62	KAVANAGH	2:19.257	2:19.257	0.000
17	161	LYONS	42.835	161	LYONS	1:21.926	161	LYONS	46.678	17	161	LYONS	2:51.439		

Weather / Track : Sunny / Dry

Results can be found at www.tsl-timing.com

Oulton Park International
 Circuit Length = 2.6920 miles
 Start: 15:05 Flag 15:24 End: 15:27

Printed - 15:29 Saturday, 24 August 2019

HSCC Dunlop Saloon Car Cup

QUALIFYING - RACE 5 - BEST SPEEDS

POS	INTERMEDIATE 1			INTERMEDIATE 2			FINISH LINE		
	NO	NAME	MPH	NO	NAME	MPH	NO	NAME	MPH
1	12	WOOD	135.0	12	WOOD	118.7	12	WOOD	125.6
2	60	WRIGHT	132.1	55	BAILEY	111.6	60	WRIGHT	122.0
3	55	BAILEY	125.9	60	WRIGHT	111.4	55	BAILEY	118.7
4	70	WHYTE	119.4	22	MENSLEY	106.3	70	WHYTE	110.9
5	79	JONES	119.4	79	JONES	104.3	79	JONES	110.1
6	22	MENSLEY	118.1	70	WHYTE	103.2	11	IRMLER	107.8
7	17	SMITH	115.5	11	IRMLER	101.8	17	SMITH	106.8
8	11	IRMLER	114.7	17	SMITH	101.0	22	MENSLEY	105.6
9	67	ABSOLOM	114.1	82	SAUL	100.1	67	ABSOLOM	105.0
10	82	SAUL	112.4	67	ABSOLOM	99.7	28	HUGHES	104.3
11	28	HUGHES	111.8	44	McMILLAN	97.9	44	McMILLAN	102.7
12	44	McMILLAN	111.4	28	HUGHES	97.8	82	SAUL	102.6
13	4	HOGARTH	110.3	57	GOMM	96.2	57	GOMM	102.4
14	57	GOMM	109.1	4	HOGARTH	96.0	4	HOGARTH	101.8
15	52	MINSHAW	101.3	52	MINSHAW	89.0	52	MINSHAW	95.7
16	62	KAVANAGH	90.3	62	KAVANAGH	82.0	62	KAVANAGH	86.3
17	161	LYONS	71.0	161	LYONS	57.4	161	LYONS	61.5

Weather / Track : Sunny / Dry

Results can be found at www.tsl-timing.com

Oulton Park International
Circuit Length = 2.6920 miles
Start: 15:05 Flag 15:24 End: 15:27

Printed - 15:30 Saturday, 24 August 2019

HSCC Dunlop Saloon Car Cup

QUALIFYING - RACE 5 - STATISTICS

Competitors Started 17
Planned Start 2019-08-24 @ 15:15:00.000
Actual Start 2019-08-24 @ 15:05:01.843
Finish Time 2019-08-24 @ 15:24:57.018
Track Length 2.6920mi.
Total Laps 110
Total Distance Covered 296.1231mi.

Session Fastest Lap History

NO	CL	NAME	LAP TIME	TIME OF DAY	LAP	VEHICLE
12	GA6	Ric WOOD	1:46.154	15:08:56.626	1	Holden
12	GA6	Ric WOOD	1:45.241	15:10:41.867	2	Holden
12	GA6	Ric WOOD	1:44.527	15:18:14.205	5	Holden
12	GA6	Ric WOOD	1:43.250	15:19:57.455	6	Holden
12	GA6	Ric WOOD	1:42.392	15:21:39.847	7	Holden

Flag History

TYPE	TIME OF DAY
GREEN	15:05:01.843
FINISH	15:24:57.018

Flag Statistics

TYPE	COUNT	TOTAL LAPS	TOTAL TIME
Green	1	10	22:56.950
Red	0	0	0.000
Safety Car	0	0	0.000
FCY	0	0	0.000

Weather / Track : Sunny / Dry

These results are provisional until the conclusion of any judicial and technical matters.

Oulton Park International
Circuit Length = 2.6920 miles
Start: 15:05 Flag 15:24 End: 15:27

Clerk Of Course : Julian Floyd

Timekeeper : Nick Palmer

HSCC Dunlop Saloon Car Cup

QUALIFYING - RACE 5 - STATISTICS

CLASS : GA1

2 Starters

Fastest Lap History

NO	NAME	LAP TIME	TIME OF DAY	LAP	VEHICLE
60	Mark WRIGHT	1:51.362	15:08:57.730	1	Ford Sierra RS500
60	Mark WRIGHT	1:51.032	15:10:48.761	2	Ford Sierra RS500

Weather / Track : Sunny / Dry

These results are provisional until the conclusion of any judicial and technical matters.

Oulton Park International
Circuit Length = 2.6920 miles
Start: 15:05 Flag 15:24 End: 15:27

Clerk Of Course : Julian Floyd

Timekeeper : Nick Palmer

HSCC Dunlop Saloon Car Cup

QUALIFYING - RACE 5 - STATISTICS

CLASS : GA2

3 Starters

Fastest Lap History

NO	NAME	LAP TIME	TIME OF DAY	LAP	VEHICLE
55	Jonathan BAILEY	1:56.000	15:09:45.539	1	Nissan Skyline
17	Mark SMITH	1:52.965	15:09:54.802	1	BMW E30 M3
55	Jonathan BAILEY	1:51.639	15:11:37.178	2	Nissan Skyline
55	Jonathan BAILEY	1:50.844	15:19:04.259	6	Nissan Skyline
55	Jonathan BAILEY	1:50.768	15:20:55.027	7	Nissan Skyline
55	Jonathan BAILEY	1:50.442	15:22:45.470	8	Nissan Skyline
55	Jonathan BAILEY	1:50.197	15:24:35.665	9	Nissan Skyline

Weather / Track : Sunny / Dry

These results are provisional until the conclusion of any judicial and technical matters.

Oulton Park International
Circuit Length = 2.6920 miles
Start: 15:05 Flag 15:24 End: 15:27

Clerk Of Course : Julian Floyd

Timekeeper : Nick Palmer

HSCC Dunlop Saloon Car Cup

QUALIFYING - RACE 5 - STATISTICS

CLASS : GA5

1 Starters

Fastest Lap History

NO	NAME	LAP TIME	TIME OF DAY	LAP	VEHICLE
57	Joe GOMM	2:07.633	15:10:35.407	1	Ford Escort Mk1 BDA
57	Joe GOMM	2:05.876	15:12:41.283	2	Ford Escort Mk1 BDA
57	Joe GOMM	2:03.867	15:14:45.149	3	Ford Escort Mk1 BDA
57	Joe GOMM	2:03.772	15:18:54.999	5	Ford Escort Mk1 BDA
57	Joe GOMM	2:03.272	15:20:58.272	6	Ford Escort Mk1 BDA
57	Joe GOMM	2:02.735	15:25:04.768	8	Ford Escort Mk1 BDA

Weather / Track : Sunny / Dry

These results are provisional until the conclusion of any judicial and technical matters.

Oulton Park International
Circuit Length = 2.6920 miles
Start: 15:05 Flag 15:24 End: 15:27

Clerk Of Course : Julian Floyd

Timekeeper : Nick Palmer

HSCC Dunlop Saloon Car Cup

QUALIFYING - RACE 5 - STATISTICS

CLASS : GA6

4 Starters

Fastest Lap History

NO	NAME	LAP TIME	TIME OF DAY	LAP	VEHICLE
12	Ric WOOD	1:46.154	15:08:56.626	1	Holden
12	Ric WOOD	1:45.241	15:10:41.867	2	Holden
12	Ric WOOD	1:44.527	15:18:14.205	5	Holden
12	Ric WOOD	1:43.250	15:19:57.455	6	Holden
12	Ric WOOD	1:42.392	15:21:39.847	7	Holden

Weather / Track : Sunny / Dry

These results are provisional until the conclusion of any judicial and technical matters.

Oulton Park International
Circuit Length = 2.6920 miles
Start: 15:05 Flag 15:24 End: 15:27

Clerk Of Course : Julian Floyd

Timekeeper : Nick Palmer

HSCC Dunlop Saloon Car Cup

QUALIFYING - RACE 5 - STATISTICS

CLASS : ST1

3 Starters

Fastest Lap History

NO	NAME	LAP TIME	TIME OF DAY	LAP	VEHICLE
79	Mark JONES	1:55.866	15:09:08.691	1	Renault Laguna
79	Mark JONES	1:50.440	15:10:59.130	2	Renault Laguna
70	Stewart WHYTE	1:48.652	15:14:49.075	3	Honda Accord

Weather / Track : Sunny / Dry

These results are provisional until the conclusion of any judicial and technical matters.

Oulton Park International
Circuit Length = 2.6920 miles
Start: 15:05 Flag 15:24 End: 15:27

Clerk Of Course : Julian Floyd

Timekeeper : Nick Palmer

HSCC Dunlop Saloon Car Cup

QUALIFYING - RACE 5 - STATISTICS

CLASS : ST2

2 Starters

Fastest Lap History

NO	NAME	LAP TIME	TIME OF DAY	LAP	VEHICLE
67	Tony ABSOLOM	1:58.473	15:09:11.693	1	Vauxhall Cavalier
67	Tony ABSOLOM	1:54.938	15:11:06.631	2	Vauxhall Cavalier
67	Tony ABSOLOM	1:54.717	15:14:57.806	4	Vauxhall Cavalier
67	Tony ABSOLOM	1:54.198	15:22:37.533	8	Vauxhall Cavalier
67	Tony ABSOLOM	1:54.052	15:24:31.585	9	Vauxhall Cavalier

Weather / Track : Sunny / Dry

These results are provisional until the conclusion of any judicial and technical matters.

Oulton Park International
Circuit Length = 2.6920 miles
Start: 15:05 Flag 15:24 End: 15:27

Clerk Of Course : Julian Floyd

Timekeeper : Nick Palmer

HSCC Dunlop Saloon Car Cup

QUALIFYING - RACE 5 - STATISTICS

CLASS : ST4

1 Starters

Fastest Lap History

NO	NAME	LAP TIME	TIME OF DAY	LAP	VEHICLE
28	Jason HUGHES	1:54.782	15:10:01.461	1	MG ZS
28	Jason HUGHES	1:53.602	15:11:55.063	2	MG ZS
28	Jason HUGHES	1:53.034	15:17:37.535	5	MG ZS

Weather / Track : Sunny / Dry

These results are provisional until the conclusion of any judicial and technical matters.

Oulton Park International
Circuit Length = 2.6920 miles
Start: 15:05 Flag 15:24 End: 15:27

Clerk Of Course : Julian Floyd

Timekeeper : Nick Palmer

HSCC Dunlop Saloon Car Cup

QUALIFYING - RACE 5 - STATISTICS

CLASS : GN2

1 Starters

Fastest Lap History

NO	NAME	LAP TIME	TIME OF DAY	LAP	VEHICLE
52	Jason MINSHAW	2:06.654	15:09:54.420	1	Ford Escort RS2000
52	Jason MINSHAW	2:03.594	15:22:39.989	6	Ford Escort RS2000

Weather / Track : Sunny / Dry

These results are provisional until the conclusion of any judicial and technical matters.

Oulton Park International
Circuit Length = 2.6920 miles
Start: 15:05 Flag 15:24 End: 15:27

Clerk Of Course : Julian Floyd

Timekeeper : Nick Palmer

Sheet No:

Issue Time:



HSCC Dunlop Saloon Car Cup

RACE 5 - GRID (20 minutes) - AMENDED

ROW 10

19 | 123 | Jake HILL

ROW 9

17 | 161 | Frank LYONS

18 | 18 | Darren FIELDING

ROW 8

15 | 82 | 2:06.200
Graham SAUL16 | 62 | 2:19.257
Neil KAVANAGH

ROW 7

13 | 57 | 2:02.735
Joe GOMM14 | 52 | 2:03.594
Jason MINSHAW

ROW 6

11 | 22 | 1:55.916
Paul MENSLEY12 | 44 | 1:56.649
Allister McMILLAN

ROW 5

9 | 11 | 1:54.418
Steffan IRMLER10 | 4 | 1:55.865
Paul HOGARTH

ROW 4

7 | 28 | 1:53.034
Jason HUGHES8 | 67 | 1:54.052
Tony ABSOLOM

ROW 3

5 | 60 | 1:51.032
Mark WRIGHT6 | 17 | 1:51.473
Mark SMITH

ROW 2

3 | 79 | 1:48.888
Mark JONES4 | 55 | 1:50.197
Jonathan BAILEY

ROW 1

1 | 12 | 1:42.392
Ric WOOD2 | 70 | 1:48.652
Stewart WHYTE

Pole

Cars 18 & 123 allowed to start from the back of the grid.

Oulton Park International
Circuit Length = 2.6920 miles

These results are provisional until the conclusion of any judicial and technical matters.

Clerk Of Course : Julian Floyd

Steward :

Timekeeper : Nick Palmer

Sheet No:

Issue Time:



HSCC Dunlop Saloon Car Cup

RACE 5 - CLASSIFICATION

POS	NO	CL	PIC	NAME	ENTRY	LAPS	TIME	GAP	DIFF	MPH	BEST	ON
1	70	ST1	1	Stewart WHYTE	Honda Accord	10	18:24.935			87.70	1:48.567	4
2	12	GA6	1	Ric WOOD	Holden	10	18:44.566	19.631	19.631	86.17	1:47.106	4
3	60	GA1	1	Mark WRIGHT	Ford Sierra RS500	10	18:48.587	23.652	4.021	85.87	1:50.796	2
4	55	GA1	2	Jonathan BAILEY	Nissan Skyline	10	18:49.501	24.566	0.914	85.80	1:51.363	7
5	79	ST1	2	Mark JONES	Renault Laguna	10	19:06.329	41.394	16.828	84.54	1:51.074	10
6	18	ST2	1	Darren FIELDING	BMW M3	10	19:08.498	43.563	2.169	84.38	1:51.312	9
7	28	ST4	1	Jason HUGHES	MG ZS	10	19:15.899	50.964	7.401	83.84	1:54.166	8
8	67	ST2	2	Tony ABSOLOM	Vauxhall Cavalier	10	19:18.032	53.097	2.133	83.68	1:54.224	7
9	44	ST2	3	Allister McMILLAN	Nissan Primera	10	19:31.424	1:06.489	13.392	82.73	1:55.097	9
10	11	ST1	3	Steffan IRMLER	Opel Vectra	10	19:31.898	1:06.963	0.474	82.69	1:54.342	8
11	4	GA2	1	Paul HOGARTH	BMW E30 M3	10	19:40.731	1:15.796	8.833	82.07	1:56.498	4
12	57	GA5	1	Joe GOMM	Ford Escort Mk1 BDA	9	18:48.526	1 Lap	1 Lap	77.28	2:03.038	2
13	82	GA6	2	Graham SAUL	Ford Sierra RS500	9	19:35.519	1 Lap	46.993	74.19	2:07.366	2
14	62	GA6	3	Neil KAVANAGH	British Leyland Mini 1275 GT	8	18:49.014	2 Laps	1 Lap	68.67	2:17.714	6
15	161	GA6	4	Frank LYONS	Ford Escort	8	18:49.849	2 Laps	0.835	68.62	2:16.564	8

NOT CLASSIFIED

DNF	123	GA1		Jake HILL	Nissan R32	5	9:39.243	5 Laps	3 Laps	83.65	1:51.368	2
DNF	22	GA1		Paul MENSLEY	Ford Sierra RS500	2	4:10.190	8 Laps	3 Laps	77.47	1:58.728	2

FASTEST LAP

12	GA6	Ric WOOD	Holden	4	1:47.106	90.48 mph	145.61 kph
70	ST1	Stewart WHYTE	Honda Accord	4	1:48.567	89.26 mph	143.65 kph
60	GA1	Mark WRIGHT	Ford Sierra RS500	2	1:50.796	87.46 mph	140.76 kph
18	ST2	Darren FIELDING	BMW M3	9	1:51.312	87.06 mph	140.11 kph
28	ST4	Jason HUGHES	MG ZS	8	1:54.166	84.88 mph	136.61 kph
4	GA2	Paul HOGARTH	BMW E30 M3	4	1:56.498	83.18 mph	133.87 kph
57	GA5	Joe GOMM	Ford Escort Mk1 BDA	2	2:03.038	78.76 mph	126.76 kph

Weather / Track : Sunny / Dry

These results are provisional until the conclusion of any judicial and technical matters.

Oulton Park International

Circuit Length = 2.6920 miles

Start: 15:09 Flag 15:28 End: 15:29

Clerk Of Course : Julian Floyd

Steward :

Timekeeper : Nick Palmer

HSCC Dunlop Saloon Car Cup

RACE 5 - LAP CHART

LAP 1 @ 15:11:44.201			LAP 2 @ 15:13:33.171			LAP 3 @ 15:15:23.497			LAP 4 @ 15:17:12.064			LAP 5 @ 15:19:02.162		
NO	BEHIND	LAP TIME	NO	BEHIND	LAP TIME	NO	BEHIND	LAP TIME	NO	BEHIND	LAP TIME	NO	BEHIND	LAP TIME
70		1:52.616	70		1:48.970	70		1:50.326	70		1:48.567	70		1:50.098
60	2.615	1:55.231	60	4.441	1:50.796	60	7.030	1:52.915	60	10.018	1:51.555	12	10.794	1:49.740
79	5.749	1:58.365	79	10.187	1:53.408	123	12.020	1:51.373	12	11.152	1:47.106	60	13.773	1:53.853
28	6.962	1:59.578	123	10.973	1:51.368	12	12.613	1:48.538	123	16.727	1:53.274	161	1 Lap	2:22.508
55	7.110	1:59.726	55	11.755	1:53.615	79	15.128	1:55.267	55	18.498	1:51.776	55	20.723	1:52.323
67	8.116	2:00.732	28	13.892	1:55.900	55	15.289	1:53.860	79	23.075	1:56.514	62	1 Lap	2:20.896
123	8.575	2:01.191	67	14.306	1:55.160	67	19.107	1:55.127	28	26.174	1:55.492	79	27.916	1:54.939
11	9.481	2:02.097	12	14.401	1:49.038	28	19.249	1:55.683	67	26.642	1:56.102	123	28.666	2:02.037 P
4	11.356	2:03.972	11	18.202	1:57.691	11	24.916	1:57.040	18	29.104	1:52.129	28	30.759	1:54.683
44	12.217	2:04.833	4	19.437	1:57.051	18	25.542	1:55.849	44	32.951	1:55.768	67	31.343	1:54.799
18	12.802	2:05.418	44	19.581	1:56.334	44	25.750	1:56.495	11	35.223	1:58.874	18	32.049	1:53.043
12	14.333	2:06.949	18	20.019	1:56.187	4	28.150	1:59.039	4	36.081	1:56.498	44	38.815	1:55.962
22	18.846	2:11.462	22	28.604	1:58.728	57	50.658	2:04.112	57	1:05.663	2:03.572	11	42.172	1:57.047
82	21.899	2:14.515	57	36.872	2:03.038	82	57.544	2:07.575	82	1:20.139	2:11.162	4	43.114	1:57.131
57	22.804	2:15.420	82	40.295	2:07.366	161	1:36.311	2:21.086				57	1:20.151	2:04.586
62	33.303	2:25.919	161	1:05.551	2:19.393	62	1:38.909	2:21.963				82	1:37.704	2:07.663
161	35.128	2:27.744	62	1:07.272	2:22.939									

Weather / Track : Sunny / Dry

Results can be found at www.tsl-timing.com

Page 1 of 2

Oulton Park International
 Circuit Length = 2.6920 miles
 Start: 15:09 Flag 15:28 End: 15:29

Printed - 15:30 Sunday, 25 August 2019

HSCC Dunlop Saloon Car Cup

RACE 5 - LAP CHART

LAP 6 @ 15:20:50.806			LAP 7 @ 15:22:42.861			LAP 8 @ 15:24:33.961			LAP 9 @ 15:26:24.653			LAP 10 @ 15:28:16.520		
NO	BEHIND	LAP TIME	NO	BEHIND	LAP TIME	NO	BEHIND	LAP TIME	NO	BEHIND	LAP TIME	NO	BEHIND	LAP TIME
70		1:48.644	70		1:52.055	70		1:51.100	70		1:50.692	70		1:51.867
12	14.096	1:51.946	82	1 Lap	2:12.148	12	16.133	1:52.480	161	2 Laps	2:20.695	12	19.631	1:53.211
60	18.790	1:53.661	12	14.753	1:52.712	60	19.946	1:51.841	57	1 Lap	2:04.416	57	1 Lap	2:06.138
55	24.460	1:52.381	60	19.205	1:52.470	55	24.119	1:51.451	12	18.287	1:52.846	60	23.652	1:53.706
79	36.474	1:57.202	55	23.768	1:51.363	82	1 Lap	2:15.576	60	21.813	1:52.559	62	2 Laps	2:18.044
28	37.665	1:55.550	79	38.203	1:53.784	79	40.401	1:53.298	55	24.867	1:51.440	55	24.566	1:51.566
67	38.872	1:56.173	28	40.220	1:54.610	28	43.286	1:54.166	79	42.187	1:52.478	161	2 Laps	2:16.564
18	41.495	1:58.090	67	41.041	1:54.224	18	43.402	1:53.005	18	44.022	1:51.312	79	41.394	1:51.074
44	47.403	1:57.232	18	41.497	1:52.057	67	45.584	1:55.643	28	47.252	1:54.658	18	43.563	1:51.408
11	51.824	1:58.296	44	51.413	1:56.065	44	56.778	1:56.465	67	50.200	1:55.308	28	50.964	1:55.579
4	52.552	1:58.082	11	55.471	1:55.702	11	58.713	1:54.342	82	1 Lap	2:10.006	67	53.097	1:54.764
161	1 Lap	2:23.213	4	57.728	1:57.231	4	1:03.684	1:57.056	44	1:01.183	1:55.097	44	1:06.489	1:57.173
62	1 Lap	2:23.725	161	1 Lap	2:18.646	62	1 Lap	2:17.814	11	1:02.665	1:54.644	11	1:06.963	1:56.165
57	1:35.545	2:04.038	62	1 Lap	2:17.714				4	1:09.884	1:56.892	82	1 Lap	2:09.508
			57	1:46.696	2:03.206							4	1:15.796	1:57.779

Weather / Track : Sunny / Dry

Results can be found at www.tsl-timing.com

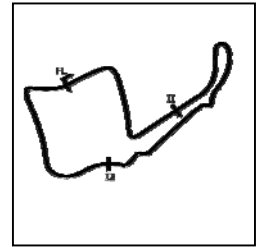
Page 2 of 2

Oulton Park International
 Circuit Length = 2.6920 miles
 Start: 15:09 Flag 15:28 End: 15:29

Printed - 15:30 Sunday, 25 August 2019

HSCC Dunlop Saloon Car Cup

RACE 5 - SECTOR ANALYSIS



SECTOR 1 = FL to I1, SECTOR 2 = I1 to I2, SECTOR 3 = I2 to FL, DIFF = Difference To Personal Best Lap, P = Crossed Finish Line in Pit Lane, D = Time Disallowed

P1 70 ST1 Stewart WHYTE			Honda Accord							
IDEAL LAP TIME : 1:48.396			BEST LAP TIME : 1:48.567			DIFFERENCE : 0.171				
LAP	SECTOR 1		SECTOR 2		SECTOR 3		LAP TIME	MPH	DIFF	TIME OF DAY
1 -		117.1	52.041	103.2	30.374	109.1	1:52.616	86.05	4.049	15:11:44.201
2 -	26.595	118.9	52.207	103.7	30.168	108.7	1:48.970 (3)	88.93	0.403	15:13:33.171
3 -	26.596	118.5	53.407	97.1	30.323	108.9	1:50.326	87.84	1.759	15:15:23.497
4 -	26.621	117.9	52.121	103.4	29.825	108.9	1:48.567 (1)	89.26		15:17:12.064
5 -	26.709	118.7	53.288	103.4	30.101	108.7	1:50.098	88.02	1.531	15:19:02.162
6 -	26.783	118.9	51.976	103.5	29.885	106.6	1:48.644 (2)	89.20	0.077	15:20:50.806
7 -	27.716	115.5	53.667	102.4	30.672	108.0	1:52.055	86.48	3.488	15:22:42.861
8 -	27.219	118.3	53.032	102.6	30.849	107.7	1:51.100	87.23	2.533	15:24:33.961
9 -	26.838	117.5	53.651	102.6	30.203	109.1	1:50.692	87.55	2.125	15:26:24.653
10 -	27.381	115.5	53.671	103.8	30.815	109.1	1:51.867	86.63	3.300	15:28:16.520

P2 12 GA6 Ric WOOD			Holden							
IDEAL LAP TIME : 1:47.106			BEST LAP TIME : 1:47.106			DIFFERENCE : 0.000				
LAP	SECTOR 1		SECTOR 2		SECTOR 3		LAP TIME	MPH	DIFF	TIME OF DAY
1 -		124.5	54.823	114.5	29.513	123.1	2:06.949	76.33	19.843	15:11:58.534
2 -	26.522	123.5	53.300	113.5	29.216	121.3	1:49.038 (3)	88.88	1.932	15:13:47.572
3 -	26.589	130.0	52.775	105.8	29.174	124.0	1:48.538 (2)	89.28	1.432	15:15:36.110
4 -	26.473	130.5	51.474	116.3	29.159	124.5	1:47.106 (1)	90.48		15:17:23.216
5 -	26.497	131.0	53.296	112.9	29.947	121.5	1:49.740	88.31	2.634	15:19:12.956
6 -	26.720	130.0	54.514	110.3	30.712	117.7	1:51.946	86.57	4.840	15:21:04.902
7 -	28.207	120.6	53.863	111.4	30.642	117.7	1:52.712	85.98	5.606	15:22:57.614
8 -	27.554	126.3	54.167	111.6	30.759	116.5	1:52.480	86.16	5.374	15:24:50.094
9 -	27.770	124.9	54.268	112.7	30.808	118.1	1:52.846	85.88	5.740	15:26:42.940
10 -	27.677	123.8	54.287	103.2	31.247	117.1	1:53.211	85.60	6.105	15:28:36.151

P3 60 GA1 Mark WRIGHT			Ford Sierra RS500							
IDEAL LAP TIME : 1:50.328			BEST LAP TIME : 1:50.796			DIFFERENCE : 0.468				
LAP	SECTOR 1		SECTOR 2		SECTOR 3		LAP TIME	MPH	DIFF	TIME OF DAY
1 -		129.3	54.142	107.2	30.357	119.8	1:55.231	84.10	4.435	15:11:46.816
2 -	26.876	128.8	53.319	107.0	30.601	119.4	1:50.796 (1)	87.46		15:13:37.612
3 -	26.770	128.8	54.282	103.7	31.863	112.5	1:52.915	85.82	2.119	15:15:30.527
4 -	27.448	125.6	53.868	107.3	30.239	116.7	1:51.555 (2)	86.87	0.759	15:17:22.082
5 -	27.552	124.9	55.490	104.2	30.811	117.3	1:53.853	85.12	3.057	15:19:15.935
6 -	28.522	122.0	54.452	106.3	30.687	116.1	1:53.661	85.26	2.865	15:21:09.596
7 -	27.750	123.1	53.970	106.0	30.750	115.7	1:52.470	86.16	1.674	15:23:02.066
8 -	27.618	126.1	53.647	109.4	30.576	114.1	1:51.841 (3)	86.65	1.045	15:24:53.907
9 -	27.621	127.3	54.007	107.5	30.931	114.3	1:52.559	86.09	1.763	15:26:46.466
10 -	27.776	125.9	53.946	108.4	31.984	112.0	1:53.706	85.23	2.910	15:28:40.172

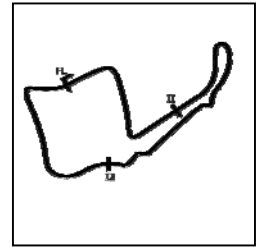
P4 55 GA1 Jonathan BAILEY			Nissan Skyline							
IDEAL LAP TIME : 1:51.196			BEST LAP TIME : 1:51.363			DIFFERENCE : 0.167				
LAP	SECTOR 1		SECTOR 2		SECTOR 3		LAP TIME	MPH	DIFF	TIME OF DAY
1 -		113.7	56.121	108.4	31.092		1:59.726	80.94	8.363	15:11:51.311
2 -	27.506	119.1	55.783	108.9	30.326	116.3	1:53.615	85.29	2.252	15:13:44.926
3 -	27.669	117.9	55.316	109.1	30.875	108.5	1:53.860	85.11	2.497	15:15:38.786
4 -	27.517	122.9	54.023	108.0	30.236	116.3	1:51.776	86.70	0.413	15:17:30.562
5 -	27.111	117.9	54.753	108.2	30.459	113.9	1:52.323	86.28	0.960	15:19:22.885
6 -	28.069	122.4	54.023	109.4	30.289	115.1	1:52.381	86.23	1.018	15:21:15.266
7 -			109.1	109.1	30.369		1:51.363 (1)	87.02		15:23:06.629
8 -			108.4	108.4	30.261	115.7	1:51.451 (3)	86.95	0.088	15:24:58.080
9 -			108.5	108.5	30.062	115.1	1:51.440 (2)	86.96	0.077	15:26:49.520
10 -			110.0	110.0	30.147	115.9	1:51.566	86.86	0.203	15:28:41.086

Weather / Track : Sunny / Dry

Oulton Park International
Circuit Length = 2.6920 miles
Start: 15:09 Flag 15:28 End: 15:29

HSCC Dunlop Saloon Car Cup

RACE 5 - SECTOR ANALYSIS



SECTOR 1 = FL to I1, SECTOR 2 = I1 to I2, SECTOR 3 = I2 to FL, DIFF = Difference To Personal Best Lap, P = Crossed Finish Line in Pit Lane, D = Time Disallowed

P5		79 ST1		Mark JONES		Renault Laguna				
IDEAL LAP TIME : 1:51.074		BEST LAP TIME : 1:51.074		DIFFERENCE : 0.000						
LAP	SECTOR 1		SECTOR 2		SECTOR 3		LAP TIME	MPH	DIFF	TIME OF DAY
1 -		114.3	55.126	99.8	31.292	104.6	1:58.365	81.87	7.291	15:11:49.950
2 -	28.351	113.9	53.899	101.0	31.158	105.0	1:53.408	85.45	2.334	15:13:43.358
3 -	28.833	114.3	54.854	94.2	31.580	105.0	1:55.267	84.07	4.193	15:15:38.625
4 -	28.513	115.1	54.839	86.3	33.162	100.1	1:56.514	83.17	5.440	15:17:35.139
5 -	29.369	114.3	54.773	100.0	30.797	107.3	1:54.939	84.31	3.865	15:19:30.078
6 -	29.378	110.0	56.911	101.2	30.913	98.2	1:57.202	82.68	6.128	15:21:27.280
7 -	28.546	113.7	54.171	101.8	31.067	108.2	1:53.784	85.17	2.710	15:23:21.064
8 -	28.262	115.9	54.375	102.6	30.661	108.9	1:53.298 (3)	85.53	2.224	15:25:14.362
9 -	27.862	116.3	54.054	102.1	30.562	108.0	1:52.478 (2)	86.16	1.404	15:27:06.840
10 -	27.241	118.1	53.489	103.7	30.344	108.0	1:51.074 (1)	87.25		15:28:57.914

P6		18 ST2		Darren FIELDING		BMW M3				
IDEAL LAP TIME : 1:51.028		BEST LAP TIME : 1:51.312		DIFFERENCE : 0.284						
LAP	SECTOR 1		SECTOR 2		SECTOR 3		LAP TIME	MPH	DIFF	TIME OF DAY
1 -		113.1	56.320	101.0	31.107	107.7	2:05.418	77.27	14.106	15:11:57.003
2 -	28.595	106.0	56.344	101.9	31.248	108.2	1:56.187	83.41	4.875	15:13:53.190
3 -	28.864	115.3	55.826	101.3	31.159	107.2	1:55.849	83.65	4.537	15:15:49.039
4 -	27.618	114.1	54.210	101.9	30.301	107.8	1:52.129	86.42	0.817	15:17:41.168
5 -	27.261	116.1	54.158	101.9	31.624	107.0	1:53.043	85.73	1.731	15:19:34.211
6 -	29.045	105.0	58.585	100.9	30.460	108.2	1:58.090	82.06	6.778	15:21:32.301
7 -	27.748	115.1	54.284	102.9	30.025	109.2	1:52.057 (3)	86.48	0.745	15:23:24.358
8 -	27.990	118.5	54.392	102.4	30.623	107.5	1:53.005	85.75	1.693	15:25:17.363
9 -	27.127	115.7	53.884	104.2	30.301	108.4	1:51.312 (1)	87.06		15:27:08.675
10 -	27.400	114.7	53.876	102.1	30.132	99.5	1:51.408 (2)	86.98	0.096	15:29:00.083

P7		28 ST4		Jason HUGHES		MG ZS				
IDEAL LAP TIME : 1:53.942		BEST LAP TIME : 1:54.166		DIFFERENCE : 0.224						
LAP	SECTOR 1		SECTOR 2		SECTOR 3		LAP TIME	MPH	DIFF	TIME OF DAY
1 -		109.2	55.289	97.5	31.642	102.6	1:59.578	81.04	5.412	15:11:51.163
2 -	28.540	110.9	55.937	97.8	31.423	103.2	1:55.900	83.61	1.734	15:13:47.063
3 -	29.214	108.9	54.895	97.3	31.574	103.5	1:55.683	83.77	1.517	15:15:42.746
4 -	28.426	110.9	55.511	97.3	31.555	103.0	1:55.492	83.91	1.326	15:17:38.238
5 -	28.239	111.8	54.888	95.0	31.556	104.5	1:54.683	84.50	0.517	15:19:32.921
6 -	29.007	107.8	55.171	97.9	31.372	103.4	1:55.550	83.87	1.384	15:21:28.471
7 -	28.314	109.8	54.908	96.5	31.388	104.2	1:54.610 (2)	84.55	0.444	15:23:23.081
8 -	28.264	110.7	54.485	97.3	31.417	103.8	1:54.166 (1)	84.88		15:25:17.247
9 -	28.383	113.1	54.734	97.2	31.541	104.8	1:54.658 (3)	84.52	0.492	15:27:11.905
10 -	28.085	110.9	55.697	98.3	31.797	103.2	1:55.579	83.85	1.413	15:29:07.484

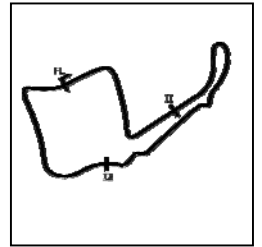
P8		67 ST2		Tony ABSOLOM		Vauxhall Cavalier				
IDEAL LAP TIME : 1:53.054		BEST LAP TIME : 1:54.224		DIFFERENCE : 1.170						
LAP	SECTOR 1		SECTOR 2		SECTOR 3		LAP TIME	MPH	DIFF	TIME OF DAY
1 -		112.0	56.685	98.6	31.093	104.5	2:00.732	80.27	6.508	15:11:52.317
2 -	28.269	114.1	55.841	98.9	31.050	104.6	1:55.160	84.15	0.936	15:13:47.477
3 -	28.746	113.7	54.252	97.1	32.129	93.4	1:55.127	84.17	0.903	15:15:42.604
4 -	28.672	113.5	55.911	98.2	31.519	103.8	1:56.102	83.47	1.878	15:17:38.706
5 -	27.949	113.1	55.412	97.9	31.438	104.8	1:54.799 (3)	84.41	0.575	15:19:33.505
6 -	28.688	110.3	56.163	97.8	31.322	104.6	1:56.173	83.42	1.949	15:21:29.678
7 -	27.752	113.1	55.317	98.6	31.155	104.5	1:54.224 (1)	84.84		15:23:23.902
8 -	27.872	113.1	56.120	96.5	31.651	103.5	1:55.643	83.80	1.419	15:25:19.545
9 -	28.345	113.5	55.426	98.5	31.537	104.3	1:55.308	84.04	1.084	15:27:14.853
10 -	28.252	113.1	55.246	98.8	31.266	103.8	1:54.764 (2)	84.44	0.540	15:29:09.617

Weather / Track : Sunny / Dry

Oulton Park International
Circuit Length = 2.6920 miles
Start: 15:09 Flag 15:28 End: 15:29

HSCC Dunlop Saloon Car Cup

RACE 5 - SECTOR ANALYSIS



SECTOR 1 = FL to I1, SECTOR 2 = I1 to I2, SECTOR 3 = I2 to FL, DIFF = Difference To Personal Best Lap, P = Crossed Finish Line in Pit Lane, D = Time Disallowed

P9 44 ST2 Allister McMILLAN		Nissan Primera								
IDEAL LAP TIME : 1:54.730		BEST LAP TIME : 1:55.097		DIFFERENCE : 0.367						
LAP	SECTOR 1	SECTOR 2	SECTOR 3	LAP TIME	MPH	DIFF	TIME OF DAY			
1 -	106.5	58.131	96.1	32.128	101.0	2:04.833	77.63	9.736	15:11:56.418	
2 -	28.744	107.8	56.169	98.2	31.421	104.3	1:56.334	83.30	1.237	15:13:52.752
3 -	29.003	111.1	55.033	95.7	32.459	103.0	1:56.495	83.19	1.398	15:15:49.247
4 -	28.571	109.2	55.104	95.5	32.093	99.8	1:55.768 (2)	83.71	0.671	15:17:45.015
5 -	28.694	110.9	55.405	97.6	31.863	102.4	1:55.962 (3)	83.57	0.865	15:19:40.977
6 -	28.782	109.6	56.688	96.6	31.762	101.9	1:57.232	82.66	2.135	15:21:38.209
7 -	28.895	108.7	55.326	96.2	31.844	101.0	1:56.065	83.49	0.968	15:23:34.274
8 -	28.811	103.5	55.935	96.8	31.719	101.6	1:56.465	83.21	1.368	15:25:30.739
9 -	28.276	108.9	55.232	97.8	31.589	102.4	1:55.097 (1)	84.20		15:27:25.836
10 -	28.480	108.4	56.357	95.1	32.336	98.6	1:57.173	82.70	2.076	15:29:23.009

P10 11 ST1 Steffan IRMLER		Opel Vectra								
IDEAL LAP TIME : 1:54.241		BEST LAP TIME : 1:54.342		DIFFERENCE : 0.101						
LAP	SECTOR 1	SECTOR 2	SECTOR 3	LAP TIME	MPH	DIFF	TIME OF DAY			
1 -	111.8	57.127	99.5	31.585	106.1	2:02.097	79.37	7.755	15:11:53.682	
2 -	29.023	111.4	56.893	99.5	31.775	106.6	1:57.691	82.34	3.349	15:13:51.373
3 -	28.724	110.1	56.483	98.3	31.833	105.0	1:57.040	82.80	2.698	15:15:48.413
4 -	29.731	110.1	57.135	98.2	32.008	105.1	1:58.874	81.52	4.532	15:17:47.287
5 -	29.202	111.2	55.848	100.0	31.997	105.0	1:57.047	82.79	2.705	15:19:44.334
6 -	29.226	111.2	56.235	99.4	32.835	106.3	1:58.296	81.92	3.954	15:21:42.630
7 -	28.980	110.7	55.690	100.4	31.032	107.2	1:55.702 (3)	83.76	1.360	15:23:38.332
8 -	28.328	112.2	55.073	100.7	30.941	107.0	1:54.342 (1)	84.75		15:25:32.674
9 -	28.328	112.4	55.078	100.4	31.238	106.5	1:54.644 (2)	84.53	0.302	15:27:27.318
10 -	28.227	112.2	56.253	97.5	31.685	106.0	1:56.165	83.42	1.823	15:29:23.483

P11 4 GA2 Paul HOGARTH		BMW E30 M3								
IDEAL LAP TIME : 1:55.852		BEST LAP TIME : 1:56.498		DIFFERENCE : 0.646						
LAP	SECTOR 1	SECTOR 2	SECTOR 3	LAP TIME	MPH	DIFF	TIME OF DAY			
1 -	105.8	57.906	96.2	31.845	101.3	2:03.972	78.17	7.474	15:11:55.557	
2 -	28.835	108.0	56.372	95.5	31.844	101.6	1:57.051 (3)	82.79	0.553	15:13:52.608
3 -	29.025	108.5	58.133	96.0	31.881	101.8	1:59.039	81.41	2.541	15:15:51.647
4 -	28.563	110.1	55.689	96.2	32.246	102.1	1:56.498 (1)	83.18		15:17:48.145
5 -	28.601	111.4	56.329	95.8	32.201	101.0	1:57.131	82.73	0.633	15:19:45.276
6 -	28.616	112.2	56.358	96.2	33.108	102.1	1:58.082	82.07	1.584	15:21:43.358
7 -	28.580	110.9	56.955	96.2	31.696	101.6	1:57.231	82.66	0.733	15:23:40.589
8 -	29.256	110.3	55.737	94.5	32.063	101.0	1:57.056	82.79	0.558	15:25:37.645
9 -	28.880	110.1	55.593	95.5	32.419	99.7	1:56.892 (2)	82.90	0.394	15:27:34.537
10 -	28.566	110.0	56.483	94.6	32.730	99.8	1:57.779	82.28	1.281	15:29:32.316

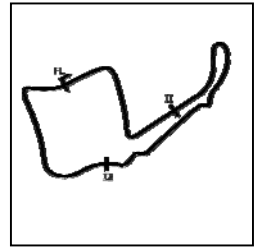
P12 57 GA5 Joe GOMM		Ford Escort Mk1 BDA								
IDEAL LAP TIME : 2:02.967		BEST LAP TIME : 2:03.038		DIFFERENCE : 0.071						
LAP	SECTOR 1	SECTOR 2	SECTOR 3	LAP TIME	MPH	DIFF	TIME OF DAY			
1 -	95.4	1:03.001	90.9	34.309	100.6	2:15.420	71.56	12.382	15:12:07.005	
2 -	30.015	106.1	59.307	97.2	33.716	100.7	2:03.038 (1)	78.76		15:14:10.043
3 -	30.441	105.5	59.697	96.4	33.974	102.2	2:04.112	78.08	1.074	15:16:14.155
4 -	30.449	101.5	59.309	92.8	33.814	101.0	2:03.572 (3)	78.42	0.534	15:18:17.727
5 -	31.186	98.5	59.587	93.4	33.813	100.7	2:04.586	77.78	1.548	15:20:22.313
6 -	30.358	107.7	59.449	92.4	34.231	101.5	2:04.038	78.13	1.000	15:22:26.351
7 -	30.254	107.3	59.288	93.0	33.664	98.6	2:03.206 (2)	78.65	0.168	15:24:29.557
8 -	30.221	105.3	1:00.074	95.0	34.121	101.5	2:04.416	77.89	1.378	15:26:33.973
9 -	30.275	107.7	59.867	84.0	35.996	98.8	2:06.138	76.83	3.100	15:28:40.111

Weather / Track : Sunny / Dry

Oulton Park International
Circuit Length = 2.6920 miles
Start: 15:09 Flag 15:28 End: 15:29

HSCC Dunlop Saloon Car Cup

RACE 5 - SECTOR ANALYSIS



SECTOR 1 = FL to I1, SECTOR 2 = I1 to I2, SECTOR 3 = I2 to FL, DIFF = Difference To Personal Best Lap, P = Crossed Finish Line in Pit Lane, D = Time Disallowed

P13 82 GA6		Graham SAUL		Ford Sierra RS500						
IDEAL LAP TIME : 2:05.791		BEST LAP TIME : 2:07.366		DIFFERENCE : 1.575						
LAP	SECTOR 1		SECTOR 2		SECTOR 3		LAP TIME	MPH	DIFF	TIME OF DAY
1 -		111.2	1:03.273	90.0	34.107	105.5	2:14.515	72.04	7.149	15:12:06.100
2 -	29.974	112.2	1:02.543	96.0	34.849	102.2	2:07.366 (1)	76.09		15:14:13.466
3 -	31.337	103.8	1:02.009	96.5	34.229	101.2	2:07.575 (2)	75.96	0.209	15:16:21.041
4 -	32.655	100.6	1:02.138	97.6	36.369	95.8	2:11.162	73.88	3.796	15:18:32.203
5 -	31.613	97.3	1:01.710	95.4	34.340	93.7	2:07.663 (3)	75.91	0.297	15:20:39.866
6 -	31.757	98.6	1:03.940	90.9	36.451	96.8	2:12.148	73.33	4.782	15:22:52.014
7 -	32.830	76.8	1:06.974	91.3	35.772	97.2	2:15.576	71.48	8.210	15:25:07.590
8 -	31.576	106.6	1:04.182	88.5	34.248	98.1	2:10.006	74.54	2.640	15:27:17.596
9 -	31.251	108.5	1:02.618	94.6	35.639	91.4	2:09.508	74.83	2.142	15:29:27.104

P14 62 GA6		Neil KAVANAGH		British Leyland Mini 1275 GT						
IDEAL LAP TIME : 2:16.969		BEST LAP TIME : 2:17.714		DIFFERENCE : 0.745						
LAP	SECTOR 1		SECTOR 2		SECTOR 3		LAP TIME	MPH	DIFF	TIME OF DAY
1 -		88.7	1:06.285	80.8	39.930	78.7	2:25.919	66.41	8.205	15:12:17.504
2 -	35.643	79.3	1:07.913	81.6	39.383	76.0	2:22.939	67.80	5.225	15:14:40.443
3 -	35.925	78.8	1:06.677	77.9	39.361	78.3	2:21.963	68.26	4.249	15:17:02.406
4 -	35.947	80.6	1:06.105	77.4	38.844	76.9	2:20.896	68.78	3.182	15:19:23.302
5 -	35.088	83.4	1:09.139	81.0	39.498	81.6	2:23.725	67.42	6.011	15:21:47.027
6 -	34.628	83.6	1:04.999	80.2	38.087	81.0	2:17.714 (1)	70.37		15:24:04.741
7 -	34.613	82.9	1:05.304	80.4	37.897	80.4	2:17.814 (2)	70.32	0.100	15:26:22.555
8 -	34.741	87.1	1:04.459	81.4	38.844	79.5	2:18.044 (3)	70.20	0.330	15:28:40.599

P15 161 GA6		Frank LYONS		Ford Escort						
IDEAL LAP TIME : 2:15.571		BEST LAP TIME : 2:16.564		DIFFERENCE : 0.993						
LAP	SECTOR 1		SECTOR 2		SECTOR 3		LAP TIME	MPH	DIFF	TIME OF DAY
1 -		95.8	1:05.836	83.7	38.079	89.2	2:27.744	65.59	11.180	15:12:19.329
2 -	34.497	92.0	1:06.832	83.1	38.064	86.2	2:19.393 (3)	69.52	2.829	15:14:38.722
3 -	34.738	92.5	1:07.521	82.7	38.827	87.6	2:21.086	68.69	4.522	15:16:59.808
4 -	34.971	93.2	1:09.303	79.1	38.234	89.4	2:22.508	68.00	5.944	15:19:22.316
5 -	35.059	93.5	1:09.687	82.5	38.467	92.6	2:23.213	67.67	6.649	15:21:45.529
6 -	33.968	93.4	1:06.692	81.1	37.986	90.4	2:18.646 (2)	69.89	2.082	15:24:04.175
7 -	33.849	97.3	1:09.351	80.0	37.495	90.3	2:20.695	68.88	4.131	15:26:24.870
8 -	33.491	98.6	1:04.585	84.6	38.488	88.1	2:16.564 (1)	70.96		15:28:41.434

P16 123 GA1		Jake HILL		Nissan R32						
IDEAL LAP TIME : 1:50.583		BEST LAP TIME : 1:51.368		DIFFERENCE : 0.785						
LAP	SECTOR 1		SECTOR 2		SECTOR 3		LAP TIME	MPH	DIFF	TIME OF DAY
1 -		122.0	55.487	105.6	30.418	112.2	2:01.191	79.96	9.823	15:11:52.776
2 -	26.673	122.9	54.545	102.9	30.150	110.9	1:51.368 (1)	87.02		15:13:44.144
3 -	27.138	113.7	53.782	98.3	30.453	105.6	1:51.373 (2)	87.01	0.005	15:15:35.517
4 -	27.976	117.7	53.760	98.8	31.538	97.3	1:53.274 (3)	85.55	1.906	15:17:28.791
5 -	28.272	111.8	55.653	85.0	IN PIT		2:02.037 P	79.41	10.669	15:19:30.828

P17 22 GA1		Paul MENSLEY		Ford Sierra RS500						
IDEAL LAP TIME : 1:54.910		BEST LAP TIME : 1:58.728		DIFFERENCE : 3.818						
LAP	SECTOR 1		SECTOR 2		SECTOR 3		LAP TIME	MPH	DIFF	TIME OF DAY
1 -		119.4	56.013	96.5	31.058	112.4	2:11.462	73.71	12.734	15:12:03.047
2 -	27.839	122.6	56.824	103.5	34.065	71.9	1:58.728 (1)	81.62		15:14:01.775

Weather / Track : Sunny / Dry

Oulton Park International
Circuit Length = 2.6920 miles
Start: 15:09 Flag 15:28 End: 15:29

HSCC Dunlop Saloon Car Cup

RACE 5 - BEST SECTORS

SECTOR 1			SECTOR 2			SECTOR 3			IDEAL / BEST COMPARISON						
POS	NO	NAME	TIME	NO	NAME	TIME	NO	NAME	TIME	POS	NO	NAME	IDEAL	BEST	DIFF
													PERFECT LAP	1:47.106	
1	12	WOOD	26.473	12	WOOD	51.474	12	WOOD	29.159	1	12	WOOD	1:47.106	1:47.106	0.000
2	70	WHYTE	26.595	70	WHYTE	51.976	70	WHYTE	29.825	2	70	WHYTE	1:48.396	1:48.567	0.171
3	123	HILL	26.673	60	WRIGHT	53.319	18	FIELDING	30.025	3	60	WRIGHT	1:50.328	1:50.796	0.468
4	60	WRIGHT	26.770	79	JONES	53.489	55	BAILEY	30.062	4	123	HILL	1:50.583	1:51.368	0.785
5	55	BAILEY	27.111	123	HILL	53.760	123	HILL	30.150	5	18	FIELDING	1:51.028	1:51.312	0.284
6	18	FIELDING	27.127	18	FIELDING	53.876	60	WRIGHT	30.239	6	79	JONES	1:51.074	1:51.074	0.000
7	79	JONES	27.241	55	BAILEY	54.023	79	JONES	30.344	7	55	BAILEY	1:51.196	1:51.363	0.167
8	67	ABSOLOM	27.752	67	ABSOLOM	54.252	11	IRMLER	30.941	8	67	ABSOLOM	1:53.054	1:54.224	1.170
9	22	MENSLEY	27.839	28	HUGHES	54.485	67	ABSOLOM	31.050	9	28	HUGHES	1:53.942	1:54.166	0.224
10	28	HUGHES	28.085	44	McMILLAN	55.033	22	MENSLEY	31.058	10	11	IRMLER	1:54.241	1:54.342	0.101
11	11	IRMLER	28.227	11	IRMLER	55.073	28	HUGHES	31.372	11	44	McMILLAN	1:54.730	1:55.097	0.367
12	44	McMILLAN	28.276	4	HOGARTH	55.593	44	McMILLAN	31.421	12	22	MENSLEY	1:54.910	1:58.728	3.818
13	4	HOGARTH	28.563	22	MENSLEY	56.013	4	HOGARTH	31.696	13	4	HOGARTH	1:55.852	1:56.498	0.646
14	82	SAUL	29.974	57	GOMM	59.288	57	GOMM	33.664	14	57	GOMM	2:02.967	2:03.038	0.071
15	57	GOMM	30.015	82	SAUL	1:01.710	82	SAUL	34.107	15	82	SAUL	2:05.791	2:07.366	1.575
16	161	LYONS	33.491	62	KAVANAGH	1:04.459	161	LYONS	37.495	16	161	LYONS	2:15.571	2:16.564	0.993
17	62	KAVANAGH	34.613	161	LYONS	1:04.585	62	KAVANAGH	37.897	17	62	KAVANAGH	2:16.969	2:17.714	0.745

Weather / Track : Sunny / Dry

Results can be found at www.tsl-timing.com

Oulton Park International
 Circuit Length = 2.6920 miles
 Start: 15:09 Flag 15:28 End: 15:29

Printed - 15:32 Sunday, 25 August 2019

HSCC Dunlop Saloon Car Cup

RACE 5 - BEST SPEEDS

POS	INTERMEDIATE 1			INTERMEDIATE 2			FINISH LINE		
	NO	NAME	MPH	NO	NAME	MPH	NO	NAME	MPH
1	12	WOOD	131.0	12	WOOD	116.3	12	WOOD	124.5
2	60	WRIGHT	129.3	55	BAILEY	110.0	60	WRIGHT	119.8
3	55	BAILEY	122.9	60	WRIGHT	109.4	55	BAILEY	116.3
4	123	HILL	122.9	123	HILL	105.6	22	MENSLEY	112.4
5	22	MENSLEY	122.6	18	FIELDING	104.2	123	HILL	112.2
6	70	WHYTE	118.9	70	WHYTE	103.8	18	FIELDING	109.2
7	18	FIELDING	118.5	79	JONES	103.7	70	WHYTE	109.1
8	79	JONES	118.1	22	MENSLEY	103.5	79	JONES	108.9
9	67	ABSOLOM	114.1	11	IRMLER	100.7	11	IRMLER	107.2
10	28	HUGHES	113.1	67	ABSOLOM	98.9	82	SAUL	105.5
11	11	IRMLER	112.4	28	HUGHES	98.3	28	HUGHES	104.8
12	4	HOGARTH	112.2	44	McMILLAN	98.2	67	ABSOLOM	104.8
13	82	SAUL	112.2	82	SAUL	97.6	44	McMILLAN	104.3
14	44	McMILLAN	111.1	57	GOMM	97.2	57	GOMM	102.2
15	57	GOMM	107.7	4	HOGARTH	96.2	4	HOGARTH	102.1
16	161	LYONS	98.6	161	LYONS	84.6	161	LYONS	92.6
17	62	KAVANAGH	88.7	62	KAVANAGH	81.6	62	KAVANAGH	81.6

Weather / Track : Sunny / Dry

Results can be found at www.tsl-timing.com

Oulton Park International
Circuit Length = 2.6920 miles
Start: 15:09 Flag 15:28 End: 15:29

Printed - 15:33 Sunday, 25 August 2019

HSCC Dunlop Saloon Car Cup

RACE 5 - STATISTICS

Competitors Started 17
Planned Start 2019-08-25 @ 15:05:00.000
Actual Start 2019-08-25 @ 15:09:51.584
Finish Time 2019-08-25 @ 15:28:15.153
Track Length 2.6920mi.
Total Laps 151
Total Distance Covered 406.4963mi.

Session Fastest Lap History

NO	CL	NAME	LAP TIME	TIME OF DAY	LAP	VEHICLE
70	ST1	Stewart WHYTE	1:48.970	15:13:33.200	2	Honda Accord
12	GA6	Ric WOOD	1:48.538	15:15:36.121	3	Holden
12	GA6	Ric WOOD	1:47.106	15:17:23.227	4	Holden

Session Leader History

NO	CL	NAME	FROM LAP	LAPS LED	DISTANCE	VEHICLE
70	ST1	Stewart WHYTE	1	10	26.92 miles	Honda Accord

Flag History

TYPE	TIME OF DAY
GREEN	15:09:51.584
FINISH	15:28:15.153

Flag Statistics

TYPE	COUNT	TOTAL LAPS	TOTAL TIME
Green	1	10	19:44.796
Red	0	0	0.000
Safety Car	0	0	0.000
FCY	0	0	0.000

Weather / Track : Sunny / Dry

These results are provisional until the conclusion of any judicial and technical matters.

Oulton Park International
Circuit Length = 2.6920 miles
Start: 15:09 Flag 15:28 End: 15:29

Clerk Of Course : Julian Floyd	Timekeeper : Nick Palmer
--------------------------------	--------------------------

HSCC Dunlop Saloon Car Cup

RACE 5 - STATISTICS

CLASS : GA1

4 Starters

Fastest Lap History

NO	NAME	LAP TIME	TIME OF DAY	LAP	VEHICLE
60	Mark WRIGHT	1:50.796	15:13:37.625	2	Ford Sierra RS500

Leader History

NO	NAME	FROM LAP	LAPS LED	DISTANCE	VEHICLE
60	Mark WRIGHT	1	10	26.92 miles	Ford Sierra RS500

Weather / Track : Sunny / Dry

These results are provisional until the conclusion of any judicial and technical matters.

Oulton Park International
Circuit Length = 2.6920 miles
Start: 15:09 Flag 15:28 End: 15:29

Clerk Of Course : Julian Floyd

Timekeeper : Nick Palmer

HSCC Dunlop Saloon Car Cup

RACE 5 - STATISTICS

CLASS : GA2

1 Starters

Fastest Lap History

NO	NAME	LAP TIME	TIME OF DAY	LAP	VEHICLE
4	Paul HOGARTH	1:57.051	15:13:52.646	2	BMW E30 M3
4	Paul HOGARTH	1:56.498	15:17:48.181	4	BMW E30 M3

Leader History

NO	NAME	FROM LAP	LAPS LED	DISTANCE	VEHICLE
4	Paul HOGARTH	1	10	26.92 miles	BMW E30 M3

Weather / Track : Sunny / Dry

These results are provisional until the conclusion of any judicial and technical matters.

Oulton Park International
Circuit Length = 2.6920 miles
Start: 15:09 Flag 15:28 End: 15:29

Clerk Of Course : Julian Floyd

Timekeeper : Nick Palmer

HSCC Dunlop Saloon Car Cup

RACE 5 - STATISTICS

CLASS : GA5

1 Starters

Fastest Lap History

NO	NAME	LAP TIME	TIME OF DAY	LAP	VEHICLE
57	Joe GOMM	2:03.038	15:14:10.056	2	Ford Escort Mk1 BDA

Leader History

NO	NAME	FROM LAP	LAPS LED	DISTANCE	VEHICLE
57	Joe GOMM	1	9	24.22 miles	Ford Escort Mk1 BDA

Weather / Track : Sunny / Dry

These results are provisional until the conclusion of any judicial and technical matters.

Oulton Park International
Circuit Length = 2.6920 miles
Start: 15:09 Flag 15:28 End: 15:29

Clerk Of Course : Julian Floyd

Timekeeper : Nick Palmer

HSCC Dunlop Saloon Car Cup

RACE 5 - STATISTICS

CLASS : GA6

4 Starters

Fastest Lap History

NO	NAME	LAP TIME	TIME OF DAY	LAP	VEHICLE
12	Ric WOOD	1:49.038	15:13:47.572	2	Holden
12	Ric WOOD	1:48.538	15:15:36.121	3	Holden
12	Ric WOOD	1:47.106	15:17:23.227	4	Holden

Leader History

NO	NAME	FROM LAP	LAPS LED	DISTANCE	VEHICLE
12	Ric WOOD	1	10	26.92 miles	Holden

Weather / Track : Sunny / Dry

These results are provisional until the conclusion of any judicial and technical matters.

Oulton Park International
Circuit Length = 2.6920 miles
Start: 15:09 Flag 15:28 End: 15:29

Clerk Of Course : Julian Floyd

Timekeeper : Nick Palmer

HSCC Dunlop Saloon Car Cup

RACE 5 - STATISTICS

CLASS : ST1

3 Starters

Fastest Lap History

NO	NAME	LAP TIME	TIME OF DAY	LAP	VEHICLE
70	Stewart WHYTE	1:48.970	15:13:33.200	2	Honda Accord
70	Stewart WHYTE	1:48.567	15:17:12.092	4	Honda Accord

Leader History

NO	NAME	FROM LAP	LAPS LED	DISTANCE	VEHICLE
70	Stewart WHYTE	1	10	26.92 miles	Honda Accord

Weather / Track : Sunny / Dry

These results are provisional until the conclusion of any judicial and technical matters.

Oulton Park International
Circuit Length = 2.6920 miles
Start: 15:09 Flag 15:28 End: 15:29

Clerk Of Course : Julian Floyd

Timekeeper : Nick Palmer

HSCC Dunlop Saloon Car Cup

RACE 5 - STATISTICS

CLASS : ST2

3 Starters

Fastest Lap History

NO	NAME	LAP TIME	TIME OF DAY	LAP	VEHICLE
67	Tony ABSOLOM	1:55.160	15:13:47.489	2	Vauxhall Cavalier
67	Tony ABSOLOM	1:55.127	15:15:42.618	3	Vauxhall Cavalier
18	Darren FIELDING	1:52.129	15:17:41.197	4	BMW M3
18	Darren FIELDING	1:52.057	15:23:24.384	7	BMW M3
18	Darren FIELDING	1:51.312	15:27:08.704	9	BMW M3

Leader History

NO	NAME	FROM LAP	LAPS LED	DISTANCE	VEHICLE
67	Tony ABSOLOM	1	7	18.84 miles	Vauxhall Cavalier
18	Darren FIELDING	8	3	8.07 miles	BMW M3

Weather / Track : Sunny / Dry

These results are provisional until the conclusion of any judicial and technical matters.

Oulton Park International
Circuit Length = 2.6920 miles
Start: 15:09 Flag 15:28 End: 15:29

Clerk Of Course : Julian Floyd

Timekeeper : Nick Palmer

HSCC Dunlop Saloon Car Cup

RACE 5 - STATISTICS

CLASS : ST4

1 Starters

Fastest Lap History

NO	NAME	LAP TIME	TIME OF DAY	LAP	VEHICLE
28	Jason HUGHES	1:55.900	15:13:47.083	2	MG ZS
28	Jason HUGHES	1:55.683	15:15:42.746	3	MG ZS
28	Jason HUGHES	1:55.492	15:17:38.259	4	MG ZS
28	Jason HUGHES	1:54.683	15:19:32.933	5	MG ZS
28	Jason HUGHES	1:54.610	15:23:23.093	7	MG ZS
28	Jason HUGHES	1:54.166	15:25:17.260	8	MG ZS

Leader History

NO	NAME	FROM LAP	LAPS LED	DISTANCE	VEHICLE
28	Jason HUGHES	1	10	26.92 miles	MG ZS

Weather / Track : Sunny / Dry

These results are provisional until the conclusion of any judicial and technical matters.

Oulton Park International
Circuit Length = 2.6920 miles
Start: 15:09 Flag 15:28 End: 15:29

Clerk Of Course : Julian Floyd

Timekeeper : Nick Palmer

Sheet No:

Issue Time:



HSCC Dunlop Saloon Car Cup
RACE 16 - GRID (20 minutes) - AMENDED

ROW 9 17 | 52 Jason MINSHAW

ROW 8 15 | 17 Mark SMITH

16 | 123 Ric WOOD

ROW 7 13 | 161 Frank LYONS

14 | 22 Paul MENSLEY

ROW 6 11 | 82 Graham SAUL

12 | 62 Neil KAVANAGH

ROW 5 9 | 4 Paul HOGARTH

10 | 57 Joe GOMM

ROW 4 7 | 44 Allister McMILLAN

8 | 11 Steffan IRMLER

ROW 3 5 | 28 Jason HUGHES

6 | 67 Tony ABSOLOM

ROW 2 3 | 55 Jonathan BAILEY

4 | 79 Mark JONES

ROW 1 1 | 70 Stewart WHYTE

2 | 60 Mark WRIGHT

Pole



Car 52 allowed to start from the back of the grid.

Oulton Park International
Circuit Length = 2.6920 miles

These results are provisional until the conclusion of any judicial and technical matters.

Clerk Of Course : Julian Floyd

Steward :

Timekeeper : Nick Palmer

Sheet No:

Issue Time:



HSCC Dunlop Saloon Car Cup RACE 16 - RESTART GRID

ROW 8

15 | **62** Neil KAVANAGH

16 | **161** Frank LYONS

ROW 7

13 | **82** Graham SAUL

14 | **52** Jason MINSHAW

ROW 6

11 | **17** Mark SMITH

12 | **57** Joe GOMM

ROW 5

9 | **44** Allister McMILLAN

10 | **4** Paul HOGARTH

ROW 4

7 | **11** Steffan IRMLER

8 | **28** Jason HUGHES

ROW 3

5 | **123** Ric WOOD

6 | **67** Tony ABSOLOM

ROW 2

3 | **79** Mark JONES

4 | **55** Jonathan BAILEY

ROW 1

1 | **70** Stewart WHYTE

2 | **60** Mark WRIGHT

Pole

Oulton Park International
Circuit Length = 2.6920 miles

These results are provisional until the conclusion of any judicial and technical matters.

Clerk Of Course : Julian Floyd

Steward :

Timekeeper : Nick Palmer

Sheet No:

Issue Time:



HSCC Dunlop Saloon Car Cup RACE 16 - CLASSIFICATION

POS	NO	CL	PIC	NAME	ENTRY	LAPS	TIME	GAP	DIFF	MPH	BEST	ON
1	70	ST1	1	Stewart WHYTE	Honda Accord	6	10:56.670			88.54	1:47.873	6
2	60	GA1	1	Mark WRIGHT	Ford Sierra RS500	6	11:10.290	13.620	13.620	86.75	1:50.755	3
3	55	GA1	2	Jonathan BAILEY	Nissan Skyline	6	11:16.520	19.850	6.230	85.95	1:51.407	5
4	67	ST2	1	Tony ABSOLOM	Vauxhall Cavalier	6	11:32.409	35.739	15.889	83.97	1:54.208	4
5	17	GA2	1	Mark SMITH	BMW E30 M3	6	11:32.618	35.948	0.209	83.95	1:52.660	5
6	11	ST1	2	Steffan IRMLER	Opel Vectra	6	11:39.516	42.846	6.898	83.12	1:54.931	5
7	28	ST4	1	Jason HUGHES	MG ZS	6	11:40.729	44.059	1.213	82.98	1:55.037	4
8	4	GA2	2	Paul HOGARTH	BMW E30 M3	6	11:41.640	44.970	0.911	82.87	1:54.873	6
9	82	GA6	1	Graham SAUL	Ford Sierra RS500	6	12:27.058	1:30.388	45.418	77.83	2:01.509	4
10	57	GA5	1	Joe GOMM	Ford Escort Mk1 BDA	6	12:31.180	1:34.510	4.122	77.40	2:03.038	3
11	52	GN2	1	Jason MINSHAW	Ford Escort RS2000	6	12:35.345	1:38.675	4.165	76.98	2:04.064	6
12	62	GA6	2	Neil KAVANAGH	British Leyland Mini 1275 GT	5	11:12.357	1 Lap	1 Lap	72.06	2:12.354	3

NOT CLASSIFIED

NC	123	GA2		Ric WOOD	Nissan R32	2	11:12.704	4 Laps	3 Laps	28.81	1:50.024	2
DNF	44	ST2		Allister McMILLAN	Nissan Primera	1	2:54.980	5 Laps	1 Lap	55.38		
DNF	79	ST1		Mark JONES	Renault Laguna	0						

FASTEST LAP

70	ST1	Stewart WHYTE	Honda Accord	6	1:47.873	89.83 mph	144.58 kph
123	GA2	Ric WOOD	Nissan R32	2	1:50.024	88.08 mph	141.75 kph
60	GA1	Mark WRIGHT	Ford Sierra RS500	3	1:50.755	87.50 mph	140.82 kph
67	ST2	Tony ABSOLOM	Vauxhall Cavalier	4	1:54.208	84.85 mph	136.56 kph
28	ST4	Jason HUGHES	MG ZS	4	1:55.037	84.24 mph	135.57 kph
82	GA6	Graham SAUL	Ford Sierra RS500	4	2:01.509	79.75 mph	128.35 kph
57	GA5	Joe GOMM	Ford Escort Mk1 BDA	3	2:03.038	78.76 mph	126.76 kph
52	GN2	Jason MINSHAW	Ford Escort RS2000	6	2:04.064	78.11 mph	125.71 kph

Weather / Track : Sunny / Dry

These results are provisional until the conclusion of any judicial and technical matters.

Oulton Park International
Circuit Length = 2.6920 miles
Start: 14:41 Flag 14:51 End: 14:53

Clerk Of Course : Julian Floyd

Steward :

Timekeeper : Nick Palmer

HSCC Dunlop Saloon Car Cup

RACE 16 - LAP CHART

LAP 1 @ 14:42:55.739			LAP 2 @ 14:44:45.824			LAP 3 @ 14:46:35.272			LAP 4 @ 14:48:23.522			LAP 5 @ 14:50:11.494		
NO	BEHIND	LAP TIME	NO	BEHIND	LAP TIME	NO	BEHIND	LAP TIME	NO	BEHIND	LAP TIME	NO	BEHIND	LAP TIME
60		1:53.042	70		1:49.706	70		1:49.448	70		1:48.250	70		1:47.972
70	0.379	1:53.421	60	2.351	1:52.436	60	3.658	1:50.755	60	6.309	1:50.901	60	9.843	1:51.506
55	1.866	1:54.908	55	4.181	1:52.400	55	7.813	1:53.080	55	12.169	1:52.606	123	4 Laps	9:22.680
67	4.290	1:57.332	67	10.665	1:56.460	67	16.011	1:54.794	67	21.969	1:54.208	55	15.604	1:51.407
11	5.835	1:58.877	11	12.267	1:56.517	17	19.510	1:54.974	17	24.482	1:53.222	67	28.863	1:54.866
28	6.986	2:00.028	17	13.984	1:55.323	11	19.733	1:56.914	11	28.083	1:56.600	17	29.170	1:52.660
17	8.746	2:01.788	4	15.394	1:56.303	28	22.632	1:56.521	28	29.419	1:55.037	11	35.042	1:54.931
4	9.176	2:02.218	28	15.559	1:58.658	4	23.297	1:57.351	4	30.460	1:55.413	28	36.826	1:55.379
57	16.313	2:09.355	82	29.707	2:03.191	82	44.044	2:03.785	82	57.303	2:01.509	4	37.970	1:55.482
82	16.601	2:09.643	57	31.799	2:05.571	57	45.389	2:03.038	57	1:01.534	2:04.395	82	1:12.871	2:03.540
52	19.577	2:12.619	52	34.675	2:05.183	52	49.455	2:04.228	52	1:05.600	2:04.395	57	1:17.750	2:04.188
62	23.544	2:16.586	62	47.967	2:14.508	62	1:10.873	2:12.354	62	1:37.189	2:14.566	52	1:22.484	2:04.856
44	1:01.938	2:54.980 P												

Weather / Track : Sunny / Dry

Results can be found at www.tsl-timing.com

Page 1 of 2

Oulton Park International
 Circuit Length = 2.6920 miles
 Start: 14:41 Flag 14:51 End: 14:53

Printed - 14:58 Monday, 26 August 2019

HSCC Dunlop Saloon Car Cup

RACE 16 - LAP CHART

LAP 6 @ 14:51:59.367

NO	BEHIND	LAP TIME
70		1:47.873
60	13.620	1:51.650
62	1 Lap	2:14.343
123	4 Laps	1:50.024
55	19.850	1:52.119
67	35.739	1:54.749
17	35.948	1:54.651
11	42.846	1:55.677
28	44.059	1:55.106
4	44.970	1:54.873
82	1:30.388	2:05.390
57	1:34.510	2:04.633
52	1:38.675	2:04.064

Weather / Track : Sunny / Dry

Results can be found at www.tsl-timing.com

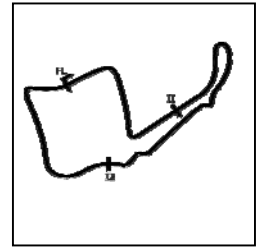
Page 2 of 2

Oulton Park International
Circuit Length = 2.6920 miles
Start: 14:41 Flag 14:51 End: 14:53

Printed - 14:58 Monday, 26 August 2019

HSCC Dunlop Saloon Car Cup

RACE 16 - SECTOR ANALYSIS



SECTOR 1 = FL to I1, SECTOR 2 = I1 to I2, SECTOR 3 = I2 to FL, DIFF = Difference To Personal Best Lap, P = Crossed Finish Line in Pit Lane, D = Time Disallowed

P1		70 ST1		Stewart WHYTE			Honda Accord				
IDEAL LAP TIME : 1:47.835		BEST LAP TIME : 1:47.873			DIFFERENCE : 0.038						
LAP	SECTOR 1		SECTOR 2		SECTOR 3		LAP TIME	MPH	DIFF	TIME OF DAY	
1 -		119.6	53.837	102.2	30.480	109.8	1:53.421	85.44	5.548	14:42:56.118	
2 -	27.154	117.9	52.159	101.6	30.393	107.5	1:49.706	88.33	1.833	14:44:45.824	
3 -	27.056	118.3	52.323	101.6	30.069	109.6	1:49.448	88.54	1.575	14:46:35.272	
4 -	26.454	119.4	52.102	101.5	29.694	110.1	1:48.250 (3)	89.52	0.377	14:48:23.522	
5 -	26.255	119.4	52.093	103.0	29.624	110.5	1:47.972 (2)	89.75	0.099	14:50:11.494	
6 -	26.123	119.4	52.131	103.4	29.619	110.1	1:47.873 (1)	89.83		14:51:59.367	

P2		60 GA1		Mark WRIGHT			Ford Sierra RS500				
IDEAL LAP TIME : 1:50.522		BEST LAP TIME : 1:50.755			DIFFERENCE : 0.233						
LAP	SECTOR 1		SECTOR 2		SECTOR 3		LAP TIME	MPH	DIFF	TIME OF DAY	
1 -		130.8	53.957	105.3	30.633	119.1	1:53.042	85.73	2.287	14:42:55.739	
2 -	27.088	129.3	54.474	101.5	30.874	118.3	1:52.436	86.19	1.681	14:44:48.175	
3 -	26.992	128.8	53.282	103.4	30.481	118.9	1:50.755 (1)	87.50		14:46:38.930	
4 -	26.759	128.8	53.567	106.0	30.575	116.1	1:50.901 (2)	87.38	0.146	14:48:29.831	
5 -	26.947	127.8	54.041	106.3	30.518	115.1	1:51.506 (3)	86.91	0.751	14:50:21.337	
6 -	26.924	127.5	53.681	105.3	31.045	111.8	1:51.650	86.80	0.895	14:52:12.987	

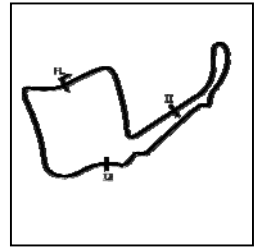
P3		55 GA1		Jonathan BAILEY			Nissan Skyline				
IDEAL LAP TIME : 1:51.465		BEST LAP TIME : 1:51.407			DIFFERENCE : -0.058						
LAP	SECTOR 1		SECTOR 2		SECTOR 3		LAP TIME	MPH	DIFF	TIME OF DAY	
1 -		123.5	54.515	109.6	30.376	118.3	1:54.908	84.33	3.501	14:42:57.605	
2 -	26.899	126.1	54.715	108.4	30.786	118.5	1:52.400 (3)	86.22	0.993	14:44:50.005	
3 -	28.509	125.9	54.372	110.5	30.199	118.3	1:53.080	85.70	1.673	14:46:43.085	
4 -				110.5	30.792	118.1	1:52.606	86.06	1.199	14:48:35.691	
5 -			111.2	30.194	118.5		1:51.407 (1)	86.99		14:50:27.098	
6 -			110.7		30.904		1:52.119 (2)	86.43	0.712	14:52:19.217	

P4		67 ST2		Tony ABSOLOM			Vauxhall Cavalier				
IDEAL LAP TIME : 1:53.645		BEST LAP TIME : 1:54.208			DIFFERENCE : 0.563						
LAP	SECTOR 1		SECTOR 2		SECTOR 3		LAP TIME	MPH	DIFF	TIME OF DAY	
1 -		113.3	55.060	97.2	31.583	105.1	1:57.332	82.59	3.124	14:43:00.029	
2 -	27.789	114.1	55.683	95.5	32.988	104.8	1:56.460	83.21	2.252	14:44:56.489	
3 -	27.746	113.9	55.014	96.0	32.034	105.1	1:54.794 (3)	84.42	0.586	14:46:51.283	
4 -	27.982	113.9	54.641	98.8	31.585	105.5	1:54.208 (1)	84.85		14:48:45.491	
5 -	28.131	115.3	54.861	98.2	31.874	104.3	1:54.866	84.37	0.658	14:50:40.357	
6 -	28.113	113.7	55.378	97.5	31.258	104.6	1:54.749 (2)	84.45	0.541	14:52:35.106	

P5		17 GA2		Mark SMITH			BMW E30 M3				
IDEAL LAP TIME : 1:52.541		BEST LAP TIME : 1:52.660			DIFFERENCE : 0.119						
LAP	SECTOR 1		SECTOR 2		SECTOR 3		LAP TIME	MPH	DIFF	TIME OF DAY	
1 -		113.5	57.145	96.4	31.846	105.3	2:01.788	79.57	9.128	14:43:04.485	
2 -	27.574	115.3	55.439	92.1	32.310	106.0	1:55.323	84.03	2.663	14:44:59.808	
3 -	28.169	114.1	54.976	97.9	31.829	105.1	1:54.974	84.29	2.314	14:46:54.782	
4 -	27.821	115.1	54.188	99.7	31.213	106.3	1:53.222 (2)	85.59	0.562	14:48:48.004	
5 -	27.693	115.9	53.996	100.3	30.971	106.1	1:52.660 (1)	86.02		14:50:40.664	
6 -	28.408	115.9	55.010	99.5	31.233	106.3	1:54.651 (3)	84.52	1.991	14:52:35.315	

HSCC Dunlop Saloon Car Cup

RACE 16 - SECTOR ANALYSIS



SECTOR 1 = FL to I1, SECTOR 2 = I1 to I2, SECTOR 3 = I2 to FL, DIFF = Difference To Personal Best Lap, P = Crossed Finish Line in Pit Lane, D = Time Disallowed

P6		11 ST1		Steffan IRMLER		Opel Vectra				
IDEAL LAP TIME : 1:54.401		BEST LAP TIME : 1:54.931		DIFFERENCE : 0.530						
LAP	SECTOR 1		SECTOR 2		SECTOR 3		LAP TIME	MPH	DIFF	TIME OF DAY
1 -		113.5	56.079	100.0	31.573	106.0	1:58.877	81.52	3.946	14:43:01.574
2 -	28.615	114.1	55.929	99.2	31.973	106.6	1:56.517 (3)	83.17	1.586	14:44:58.091
3 -	28.784	111.2	55.862	99.2	32.268	106.3	1:56.914	82.89	1.983	14:46:55.005
4 -	28.710	114.1	56.044	98.6	31.846	106.6	1:56.600	83.11	1.669	14:48:51.605
5 -	28.568	112.7	55.217	99.8	31.146	108.4	1:54.931 (1)	84.32		14:50:46.536
6 -	28.038	115.5	55.857	99.8	31.782	103.7	1:55.677 (2)	83.77	0.746	14:52:42.213

P7		28 ST4		Jason HUGHES		MG ZS				
IDEAL LAP TIME : 1:54.523		BEST LAP TIME : 1:55.037		DIFFERENCE : 0.514						
LAP	SECTOR 1		SECTOR 2		SECTOR 3		LAP TIME	MPH	DIFF	TIME OF DAY
1 -		110.9	55.866	96.2	31.957	102.2	2:00.028	80.74	4.991	14:43:02.725
2 -	28.227	111.6	56.176	94.1	34.255	102.6	1:58.658	81.67	3.621	14:45:01.383
3 -	28.668	110.3	55.583	90.5	32.270	101.6	1:56.521	83.17	1.484	14:46:57.904
4 -	28.120	110.9	55.057	96.0	31.860	103.5	1:55.037 (1)	84.24		14:48:52.941
5 -	27.964	111.4	55.516	96.8	31.899	101.8	1:55.379 (3)	83.99	0.342	14:50:48.320
6 -	28.191	110.5	54.699	97.2	32.216	100.9	1:55.106 (2)	84.19	0.069	14:52:43.426

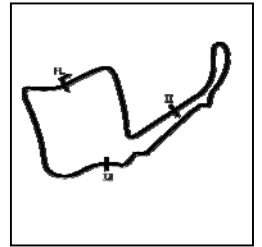
P8		4 GA2		Paul HOGARTH		BMW E30 M3				
IDEAL LAP TIME : 1:54.550		BEST LAP TIME : 1:54.873		DIFFERENCE : 0.323						
LAP	SECTOR 1		SECTOR 2		SECTOR 3		LAP TIME	MPH	DIFF	TIME OF DAY
1 -		111.4	56.997	93.5	32.505	102.9	2:02.218	79.29	7.345	14:43:04.915
2 -	28.387	110.9	55.764	95.1	32.152	102.7	1:56.303	83.32	1.430	14:45:01.218
3 -	29.636	110.9	55.771	96.1	31.944	103.5	1:57.351	82.58	2.478	14:46:58.569
4 -	27.938	111.1	55.819	96.5	31.656	102.4	1:55.413 (2)	83.97	0.540	14:48:53.982
5 -	28.414	109.8	55.697	95.8	31.371	103.0	1:55.482 (3)	83.92	0.609	14:50:49.464
6 -	28.032	110.7	55.241	94.2	31.600	101.5	1:54.873 (1)	84.36		14:52:44.337

P9		82 GA6		Graham SAUL		Ford Sierra RS500				
IDEAL LAP TIME : 2:01.135		BEST LAP TIME : 2:01.509		DIFFERENCE : 0.374						
LAP	SECTOR 1		SECTOR 2		SECTOR 3		LAP TIME	MPH	DIFF	TIME OF DAY
1 -		112.7	1:00.347	101.0	33.870	102.6	2:09.643	74.75	8.134	14:43:12.340
2 -	29.635	111.6	59.806	93.9	33.750	102.6	2:03.191 (2)	78.66	1.682	14:45:15.531
3 -	29.441	111.6	1:00.825	96.5	33.519	102.6	2:03.785	78.29	2.276	14:47:19.316
4 -	29.076	114.3	58.540	99.7	33.893	100.9	2:01.509 (1)	79.75		14:49:20.825
5 -	29.486	110.1	59.350	100.1	34.704	100.6	2:03.540 (3)	78.44	2.031	14:51:24.365
6 -	29.846	112.7	1:01.532	98.5	34.012	90.1	2:05.390	77.28	3.881	14:53:29.755

P10		57 GA5		Joe GOMM		Ford Escort Mk1 BDA				
IDEAL LAP TIME : 2:02.501		BEST LAP TIME : 2:03.038		DIFFERENCE : 0.537						
LAP	SECTOR 1		SECTOR 2		SECTOR 3		LAP TIME	MPH	DIFF	TIME OF DAY
1 -		112.5	59.876	94.1	34.462	99.8	2:09.355	74.92	6.317	14:43:12.052
2 -	31.307	109.8	59.449	95.1	34.815	99.5	2:05.571	77.17	2.533	14:45:17.623
3 -	30.566	110.7	58.759	93.5	33.713	103.0	2:03.038 (1)	78.76		14:47:20.661
4 -	30.029	110.7	59.504	95.8	34.862	100.9	2:04.395 (3)	77.90	1.357	14:49:25.056
5 -	30.524	109.8	59.809	92.8	33.855	102.2	2:04.188 (2)	78.03	1.150	14:51:29.244
6 -	30.661	110.3	59.807	97.8	34.165	100.4	2:04.633	77.75	1.595	14:53:33.877

HSCC Dunlop Saloon Car Cup

RACE 16 - SECTOR ANALYSIS



SECTOR 1 = FL to I1, SECTOR 2 = I1 to I2, SECTOR 3 = I2 to FL, DIFF = Difference To Personal Best Lap, P = Crossed Finish Line in Pit Lane, D = Time Disallowed

P11 52 GN2		Jason MINSHAW		Ford Escort RS2000						
IDEAL LAP TIME : 2:04.032		BEST LAP TIME : 2:04.064		DIFFERENCE : 0.032						
LAP	SECTOR 1	SECTOR 2	SECTOR 3	LAP TIME	MPH	DIFF	TIME OF DAY			
1 -		102.1	1:01.873	86.4	34.114	96.5	2:12.619	73.07	8.555	14:43:15.316
2 -	30.947	102.1	59.560	86.5	34.676	95.3	2:05.183	77.41	1.119	14:45:20.499
3 -	30.543	101.5	59.436	87.9	34.249	94.7	2:04.228 (2)	78.01	0.164	14:47:24.727
4 -	30.552	101.3	59.426	88.3	34.417	94.9	2:04.395 (3)	77.90	0.331	14:49:29.122
5 -	30.608	101.2	59.902	88.4	34.346	94.3	2:04.856	77.61	0.792	14:51:33.978
6 -	30.535	101.6	59.458	88.0	34.071	94.6	2:04.064 (1)	78.11		14:53:38.042

P12 62 GA6		Neil KAVANAGH		British Leyland Mini 1275 GT						
IDEAL LAP TIME : 2:10.683		BEST LAP TIME : 2:12.354		DIFFERENCE : 1.671						
LAP	SECTOR 1	SECTOR 2	SECTOR 3	LAP TIME	MPH	DIFF	TIME OF DAY			
1 -		89.8	1:02.489	82.0	35.789	85.9	2:16.586	70.95	4.232	14:43:19.283
2 -	33.589	76.0	1:03.980	80.1	36.939	89.4	2:14.508 (3)	72.05	2.154	14:45:33.791
3 -	32.500	92.4	1:02.394	81.5	37.460	81.9	2:12.354 (1)	73.22		14:47:46.145
4 -	33.266	90.4	1:03.936	81.8	37.364	83.8	2:14.566	72.01	2.212	14:50:00.711
5 -	33.275	92.8	1:03.800	81.9	37.268	85.5	2:14.343 (2)	72.13	1.989	14:52:15.054

P13 123 GA2		Ric WOOD		Nissan R32						
IDEAL LAP TIME : 1:50.024		BEST LAP TIME : 1:50.024		DIFFERENCE : 0.000						
LAP	SECTOR 1	SECTOR 2	SECTOR 3	LAP TIME	MPH	DIFF	TIME OF DAY			
1 -	OUTLAP	119.1	54.564	108.2	30.919	108.5	9:22.680	17.22	7:32.656	14:50:25.377
2 -	26.776	123.8	52.766	106.5	30.482	112.9	1:50.024 (1)	88.08		14:52:15.401

P14 44 ST2		Allister McMILLAN		Nissan Primera						
IDEAL LAP TIME :		BEST LAP TIME :		DIFFERENCE :						
LAP	SECTOR 1	SECTOR 2	SECTOR 3	LAP TIME	MPH	DIFF	TIME OF DAY			
1 -		111.4	1:31.721	57.2	IN PIT		2:54.980 P	55.38		14:43:57.677

HSCC Dunlop Saloon Car Cup

RACE 16 - BEST SECTORS

SECTOR 1			SECTOR 2			SECTOR 3			IDEAL / BEST COMPARISON						
POS	NO	NAME	TIME	NO	NAME	TIME	NO	NAME	TIME	POS	NO	NAME	IDEAL	BEST	DIFF
													PERFECT LAP	1:47.835	
1	70	WHYTE	26.123	70	WHYTE	52.093	70	WHYTE	29.619	1	70	WHYTE	1:47.835	1:47.873	0.038
2	60	WRIGHT	26.759	123	WOOD	52.766	55	BAILEY	30.194	2	123	WOOD	1:50.024	1:50.024	0.000
3	123	WOOD	26.776	60	WRIGHT	53.282	60	WRIGHT	30.481	3	60	WRIGHT	1:50.522	1:50.755	0.233
4	55	BAILEY	26.899	17	SMITH	53.996	123	WOOD	30.482	4	55	BAILEY	1:51.465	1:51.407	-0.058
5	17	SMITH	27.574	55	BAILEY	54.372	17	SMITH	30.971	5	17	SMITH	1:52.541	1:52.660	0.119
6	67	ABSOLOM	27.746	67	ABSOLOM	54.641	11	IRMLER	31.146	6	67	ABSOLOM	1:53.645	1:54.208	0.563
7	4	HOGARTH	27.938	28	HUGHES	54.699	67	ABSOLOM	31.258	7	11	IRMLER	1:54.401	1:54.931	0.530
8	28	HUGHES	27.964	11	IRMLER	55.217	4	HOGARTH	31.371	8	28	HUGHES	1:54.523	1:55.037	0.514
9	11	IRMLER	28.038	4	HOGARTH	55.241	28	HUGHES	31.860	9	4	HOGARTH	1:54.550	1:54.873	0.323
10	82	SAUL	29.076	82	SAUL	58.540	82	SAUL	33.519	10	82	SAUL	2:01.135	2:01.509	0.374
11	57	GOMM	30.029	57	GOMM	58.759	57	GOMM	33.713	11	57	GOMM	2:02.501	2:03.038	0.537
12	52	MINSHAW	30.535	52	MINSHAW	59.426	52	MINSHAW	34.071	12	52	MINSHAW	2:04.032	2:04.064	0.032
13	62	KAVANAGH	32.500	62	KAVANAGH	1:02.394	62	KAVANAGH	35.789	13	62	KAVANAGH	2:10.683	2:12.354	1.671
14				44	McMILLAN	1:31.721				14	44	McMILLAN			
15															

Weather / Track : Sunny / Dry

Results can be found at www.tsl-timing.com

Oulton Park International
 Circuit Length = 2.6920 miles
 Start: 14:41 Flag 14:51 End: 14:53

Printed - 14:56 Monday, 26 August 2019

HSCC Dunlop Saloon Car Cup

RACE 16 - BEST SPEEDS

POS	INTERMEDIATE 1			INTERMEDIATE 2			FINISH LINE		
	NO	NAME	MPH	NO	NAME	MPH	NO	NAME	MPH
1	60	WRIGHT	130.8	55	BAILEY	111.2	60	WRIGHT	119.1
2	55	BAILEY	126.1	123	WOOD	108.2	55	BAILEY	118.5
3	123	WOOD	123.8	60	WRIGHT	106.3	123	WOOD	112.9
4	70	WHYTE	119.6	70	WHYTE	103.4	70	WHYTE	110.5
5	17	SMITH	115.9	82	SAUL	101.0	11	IRMLER	108.4
6	11	IRMLER	115.5	17	SMITH	100.3	17	SMITH	106.3
7	67	ABSOLOM	115.3	11	IRMLER	100.0	67	ABSOLOM	105.5
8	82	SAUL	114.3	67	ABSOLOM	98.8	28	HUGHES	103.5
9	57	GOMM	112.5	57	GOMM	97.8	4	HOGARTH	103.5
10	28	HUGHES	111.6	28	HUGHES	97.2	57	GOMM	103.0
11	4	HOGARTH	111.4	4	HOGARTH	96.5	82	SAUL	102.6
12	44	McMILLAN	111.4	52	MINSHAW	88.4	52	MINSHAW	96.5
13	52	MINSHAW	102.1	62	KAVANAGH	82.0	62	KAVANAGH	89.4
14	62	KAVANAGH	92.8	44	McMILLAN	57.2			
15									

Weather / Track : Sunny / Dry

Results can be found at www.tsl-timing.com

Oulton Park International
Circuit Length = 2.6920 miles
Start: 14:41 Flag 14:51 End: 14:53

Printed - 14:58 Monday, 26 August 2019

HSCC Dunlop Saloon Car Cup

RACE 16 - STATISTICS

Competitors Started 15
Planned Start 2019-08-26 @ 14:30:00.000
Actual Start 2019-08-26 @ 14:41:02.696
Finish Time 2019-08-26 @ 14:51:56.979
Track Length 2.6920mi.
Total Laps 74
Total Distance Covered 199.2101mi.

Session Fastest Lap History

NO	CL	NAME	LAP TIME	TIME OF DAY	LAP	VEHICLE
70	ST1	Stewart WHYTE	1:49.706	14:44:45.851	2	Honda Accord
70	ST1	Stewart WHYTE	1:49.448	14:46:35.299	3	Honda Accord
70	ST1	Stewart WHYTE	1:48.250	14:48:23.549	4	Honda Accord
70	ST1	Stewart WHYTE	1:47.972	14:50:11.520	5	Honda Accord
70	ST1	Stewart WHYTE	1:47.873	14:51:59.394	6	Honda Accord

Session Leader History

NO	CL	NAME	FROM LAP	LAPS LED	DISTANCE	VEHICLE
60	GA1	Mark WRIGHT	1	1	2.69 miles	Ford Sierra RS500
70	ST1	Stewart WHYTE	2	5	13.46 miles	Honda Accord

Flag History

TYPE	TIME OF DAY
GREEN	14:41:02.696
FINISH	14:51:56.979

Flag Statistics

TYPE	COUNT	TOTAL LAPS	TOTAL TIME
Green	1	6	12:40.080
Red	0	0	0.000
Safety Car	0	0	0.000
FCY	0	0	0.000

Weather / Track : Sunny / Dry

These results are provisional until the conclusion of any judicial and technical matters.

Oulton Park International
Circuit Length = 2.6920 miles
Start: 14:41 Flag 14:51 End: 14:53

Clerk Of Course : Julian Floyd	Timekeeper : Nick Palmer
--------------------------------	--------------------------

HSCC Dunlop Saloon Car Cup

RACE 16 - STATISTICS

CLASS : GA1

2 Starters

Fastest Lap History

NO	NAME	LAP TIME	TIME OF DAY	LAP	VEHICLE
60	Mark WRIGHT	1:52.436	14:44:48.188	2	Ford Sierra RS500
55	Jonathan BAILEY	1:52.400	14:44:50.046	2	Nissan Skyline
60	Mark WRIGHT	1:50.755	14:46:38.943	3	Ford Sierra RS500

Leader History

NO	NAME	FROM LAP	LAPS LED	DISTANCE	VEHICLE
60	Mark WRIGHT	1	6	16.15 miles	Ford Sierra RS500

Weather / Track : Sunny / Dry

These results are provisional until the conclusion of any judicial and technical matters.

Oulton Park International
Circuit Length = 2.6920 miles
Start: 14:41 Flag 14:51 End: 14:53

Clerk Of Course : Julian Floyd

Timekeeper : Nick Palmer

HSCC Dunlop Saloon Car Cup

RACE 16 - STATISTICS

CLASS : GA2

3 Starters

Fastest Lap History

NO	NAME	LAP TIME	TIME OF DAY	LAP	VEHICLE
17	Mark SMITH	1:55.323	14:44:59.825	2	BMW E30 M3
17	Mark SMITH	1:54.974	14:46:54.799	3	BMW E30 M3
17	Mark SMITH	1:53.222	14:48:48.021	4	BMW E30 M3
17	Mark SMITH	1:52.660	14:50:40.681	5	BMW E30 M3
123	Ric WOOD	1:50.024	14:52:15.410	2	Nissan R32

Leader History

NO	NAME	FROM LAP	LAPS LED	DISTANCE	VEHICLE
17	Mark SMITH	1	6	16.15 miles	BMW E30 M3

Weather / Track : Sunny / Dry

These results are provisional until the conclusion of any judicial and technical matters.

Oulton Park International
Circuit Length = 2.6920 miles
Start: 14:41 Flag 14:51 End: 14:53

Clerk Of Course : Julian Floyd

Timekeeper : Nick Palmer

HSCC Dunlop Saloon Car Cup

RACE 16 - STATISTICS

CLASS : GA5

1 Starters

Fastest Lap History

NO	NAME	LAP TIME	TIME OF DAY	LAP	VEHICLE
57	Joe GOMM	2:05.571	14:45:17.636	2	Ford Escort Mk1 BDA
57	Joe GOMM	2:03.038	14:47:20.675	3	Ford Escort Mk1 BDA

Leader History

NO	NAME	FROM LAP	LAPS LED	DISTANCE	VEHICLE
57	Joe GOMM	1	6	16.15 miles	Ford Escort Mk1 BDA

Weather / Track : Sunny / Dry

These results are provisional until the conclusion of any judicial and technical matters.

Oulton Park International
Circuit Length = 2.6920 miles
Start: 14:41 Flag 14:51 End: 14:53

Clerk Of Course : Julian Floyd

Timekeeper : Nick Palmer

HSCC Dunlop Saloon Car Cup

RACE 16 - STATISTICS

CLASS : GA6

2 Starters

Fastest Lap History

NO	NAME	LAP TIME	TIME OF DAY	LAP	VEHICLE
82	Graham SAUL	2:03.191	14:45:15.545	2	Ford Sierra RS500
82	Graham SAUL	2:01.509	14:49:20.838	4	Ford Sierra RS500

Leader History

NO	NAME	FROM LAP	LAPS LED	DISTANCE	VEHICLE
82	Graham SAUL	1	6	16.15 miles	Ford Sierra RS500

Weather / Track : Sunny / Dry

These results are provisional until the conclusion of any judicial and technical matters.

Oulton Park International
Circuit Length = 2.6920 miles
Start: 14:41 Flag 14:51 End: 14:53

Clerk Of Course : Julian Floyd

Timekeeper : Nick Palmer

HSCC Dunlop Saloon Car Cup

RACE 16 - STATISTICS

CLASS : ST1

3 Starters

Fastest Lap History

NO	NAME	LAP TIME	TIME OF DAY	LAP	VEHICLE
70	Stewart WHYTE	1:49.706	14:44:45.851	2	Honda Accord
70	Stewart WHYTE	1:49.448	14:46:35.299	3	Honda Accord
70	Stewart WHYTE	1:48.250	14:48:23.549	4	Honda Accord
70	Stewart WHYTE	1:47.972	14:50:11.520	5	Honda Accord
70	Stewart WHYTE	1:47.873	14:51:59.394	6	Honda Accord

Leader History

NO	NAME	FROM LAP	LAPS LED	DISTANCE	VEHICLE
70	Stewart WHYTE	1	6	16.15 miles	Honda Accord

Weather / Track : Sunny / Dry

These results are provisional until the conclusion of any judicial and technical matters.

Oulton Park International
Circuit Length = 2.6920 miles
Start: 14:41 Flag 14:51 End: 14:53

Clerk Of Course : Julian Floyd

Timekeeper : Nick Palmer

HSCC Dunlop Saloon Car Cup

RACE 16 - STATISTICS

CLASS : ST2

2 Starters

Fastest Lap History

NO	NAME	LAP TIME	TIME OF DAY	LAP	VEHICLE
67	Tony ABSOLOM	1:56.460	14:44:56.501	2	Vauxhall Cavalier
67	Tony ABSOLOM	1:54.794	14:46:51.295	3	Vauxhall Cavalier
67	Tony ABSOLOM	1:54.208	14:48:45.503	4	Vauxhall Cavalier

Leader History

NO	NAME	FROM LAP	LAPS LED	DISTANCE	VEHICLE
67	Tony ABSOLOM	1	6	16.15 miles	Vauxhall Cavalier

Weather / Track : Sunny / Dry

These results are provisional until the conclusion of any judicial and technical matters.

Oulton Park International
Circuit Length = 2.6920 miles
Start: 14:41 Flag 14:51 End: 14:53

Clerk Of Course : Julian Floyd

Timekeeper : Nick Palmer

HSCC Dunlop Saloon Car Cup

RACE 16 - STATISTICS

CLASS : ST4

1 Starters

Fastest Lap History

NO	NAME	LAP TIME	TIME OF DAY	LAP	VEHICLE
28	Jason HUGHES	1:58.658	14:45:01.406	2	MG ZS
28	Jason HUGHES	1:56.521	14:46:57.931	3	MG ZS
28	Jason HUGHES	1:55.037	14:48:52.961	4	MG ZS

Leader History

NO	NAME	FROM LAP	LAPS LED	DISTANCE	VEHICLE
28	Jason HUGHES	1	6	16.15 miles	MG ZS

Weather / Track : Sunny / Dry

These results are provisional until the conclusion of any judicial and technical matters.

Oulton Park International
Circuit Length = 2.6920 miles
Start: 14:41 Flag 14:51 End: 14:53

Clerk Of Course : Julian Floyd

Timekeeper : Nick Palmer

HSCC Dunlop Saloon Car Cup

RACE 16 - STATISTICS

CLASS : GN2

1 Starters

Fastest Lap History

NO	NAME	LAP TIME	TIME OF DAY	LAP	VEHICLE
52	Jason MINSHAW	2:05.183	14:45:20.518	2	Ford Escort RS2000
52	Jason MINSHAW	2:04.228	14:47:24.745	3	Ford Escort RS2000
52	Jason MINSHAW	2:04.064	14:53:38.058	6	Ford Escort RS2000

Leader History

NO	NAME	FROM LAP	LAPS LED	DISTANCE	VEHICLE
52	Jason MINSHAW	1	6	16.15 miles	Ford Escort RS2000

Weather / Track : Sunny / Dry

These results are provisional until the conclusion of any judicial and technical matters.

Oulton Park International
Circuit Length = 2.6920 miles
Start: 14:41 Flag 14:51 End: 14:53

Clerk Of Course : Julian Floyd

Timekeeper : Nick Palmer