



DUNLOP SALOON CAR CUP

Silverstone Historic Grand Prix Circuit

18th – 19th May 2019



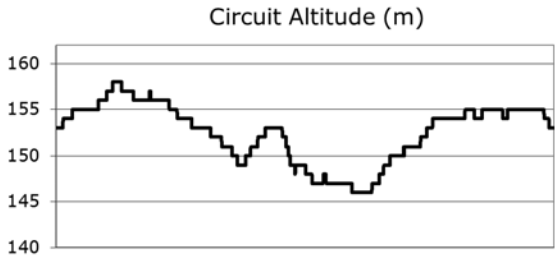
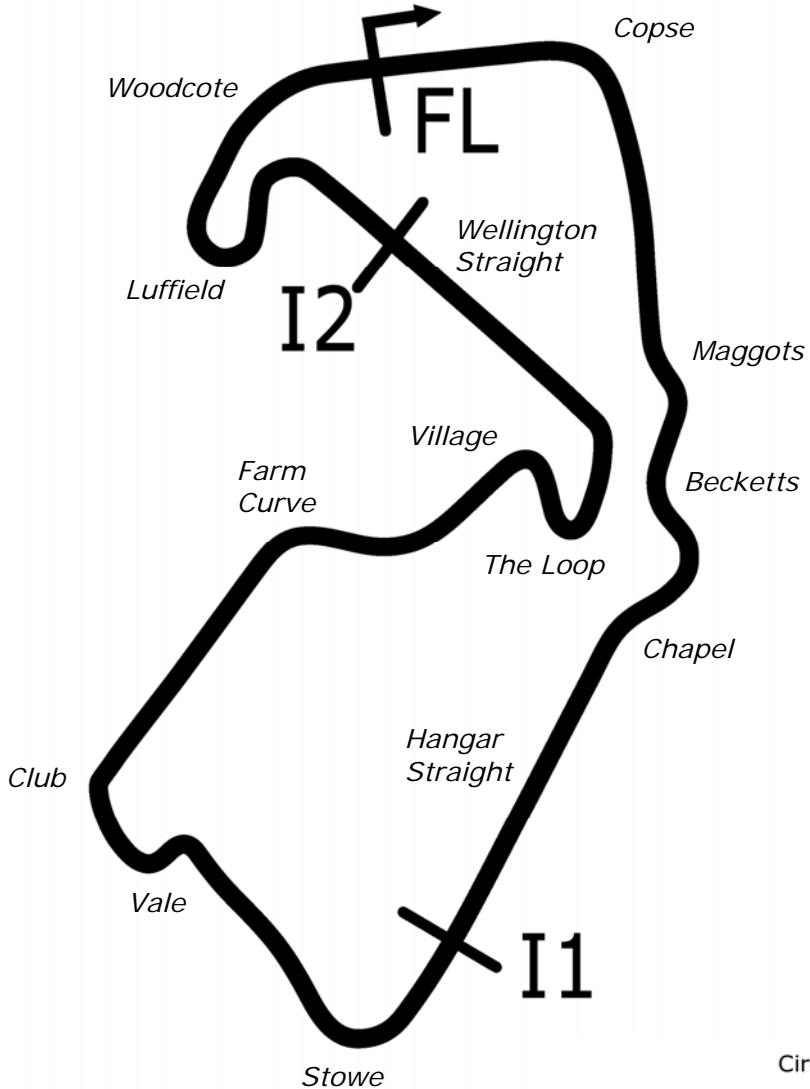
Results Provided by Timing Solutions Ltd
www.tsl-timing.com

Silverstone GP



SPORTS TIMING

TIMING SOLUTIONS LTD



Length	3.6605 miles	5891.0 m	
FL		52.07872 N	1.01711 W
I1	2033m	52.06559 N	1.01486 W
I2	4857m	52.07603 N	1.01669 W
Pit Entry	5839m	52.07859 N	1.01758 W
Pit Exit	305m after FL	52.07880 N	1.01268 W
Pit Entry–Pit Exit 336m, 20.1s @60kph, 15.1s @80kph			

All results available at www.tsl-timing.com

Silverstone International Trophy

HSCC Dunlop Saloon Car Cup

QUALIFYING - RACE 2 - CLASSIFICATION - AMENDED

POS	NO	CL	PIC	NAME	ENTRY	TIME	ON	LAPS	GAP	DIFF	MPH
1	63	ST2	1	Max GOFF	BMW E36 M3	2:36.528	2	3			84.18
2	1	GA1	1	Julian THOMAS	Ford Sierra RS500	2:37.878	3	4	1.350	1.350	83.46
3	29	GA6	1	Steven WOOD	Volkswagen Golf GTI	2:38.231	3	4	1.703	0.353	83.28
4	64	ST1	1	Paul WHIGHT	Honda Accord	2:40.938	4	4	4.410	2.707	81.88
5	117	GA4	1	Duncan MCKAY	Ford Capri	2:46.361	4	4	9.833	5.423	79.21
6	81	GA1	2	Ian GOFF	Ford Sierra RS500	2:47.996	3	4	11.468	1.635	78.44
7	10	GA2	1	Mark SMITH	BMW E30 M3	2:48.135	4	4	11.607	0.139	78.37
8	60	GA1	3	Mark WRIGHT	Ford Sierra RS500	2:51.801	3	4	15.273	3.666	76.70
9	50	GA6	2	Abigail EATON	Holden Commodore	2:51.869	3	4	15.341	0.068	76.67
10	12	GA4	2	James HANSON	Ford Capri	2:52.392	4	4	15.864	0.523	76.44
11	11	ST1	2	Steffan IRMLER	Opel Vectra	2:52.935	3	3	16.407	0.543	76.20
12	43	GA2	2	Frank GUEST	Alfa Romeo GTV6	2:52.942	4	4	16.414	0.007	76.19
13	42	GA4	3	Paul POCHCIOL	Ford Capri	2:53.554	4	4	17.026	0.612	75.92
14	27	ST2	2	Allan SCOTT	Mazda 323F	2:53.697	1	3	17.169	0.143	75.86
15	123	GA6	3	Ric WOOD	Holden Commodore	2:53.998	3	4	17.470	0.301	75.73
16	41	GN3	1	George POCHCIOL	Ford Capri	2:55.833	4	4	19.305	1.835	74.94
17	33	ST4	1	Richard BURROWS	Peugeot 406	3:03.376	3	3	26.848	7.543	71.86
18	57*	GA5	1	Joe GOMM	Ford Escort Mk1	3:05.994	4	4	29.466	2.618	70.85
19	79	ST1	3	Mark JONES	Renault Laguna	3:06.235	1	3	29.707	0.241	70.75
20	67	ST2	3	Tony ABSOLOM	Vauxhall Cavalier	3:07.786	2	2	31.258	1.551	70.17
21	3	ST4	2	John PEARSON	Alfa Romeo 156SP	3:11.729	2	2	35.201	3.943	68.73
22	188	GN3	2	Ronnie HAINES	Ford Escort Mk1	3:20.385	3	3	43.857	8.656	65.76

*Car 57 requires a working transponder - Regulation Q12.2.1 refers.
A 30 second penalty will be applied if not working in the race.

Weather / Track : Overcast / Damp

These results are provisional until the conclusion of any judicial and technical matters.

Silverstone GP

Circuit Length = 3.6604 miles

Start: 09:39 Flag 09:54 End: 09:59

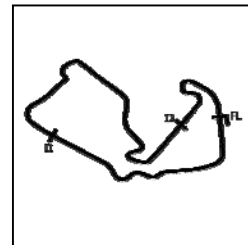
Clerk Of Course :

Timekeeper : Nick Palmer

Silverstone International Trophy

HSCC Dunlop Saloon Car Cup

QUALIFYING - RACE 2 - SECTOR ANALYSIS



SECTOR 1 = FL to I1, SECTOR 2 = I1 to I2, SECTOR 3 = I2 to FL, DIFF = Difference To Personal Best Lap, P = Crossed Finish Line in Pit Lane, D = Time Disallowed

P1 63 ST2 Max GOFF		BMW E36 M3								
IDEAL LAP TIME : 2:36.528		BEST LAP TIME : 2:36.528		DIFFERENCE : 0.000						
LAP	SECTOR 1	SECTOR 2	SECTOR 3	LAP TIME	MPH	DIFF	TIME OF DAY			
1 -	OUTLAP 131.0	1:20.642	116.3	28.758	114.9	4:33.403	48.19	1:56.875	09:51:32.287	
2 -	48.189	130.3	1:20.277	120.0	28.062	114.9	2:36.528 (1)	84.18	09:54:08.815	
3 -	52.412	106.0	1:34.513	91.0	IN PIT		3:25.823 P	64.02	49.295	09:57:34.638

P2 1 GA1 Julian THOMAS		Ford Sierra RS500								
IDEAL LAP TIME : 2:37.872		BEST LAP TIME : 2:37.878		DIFFERENCE : 0.006						
LAP	SECTOR 1	SECTOR 2	SECTOR 3	LAP TIME	MPH	DIFF	TIME OF DAY			
1 -	48.364	125.6	1:21.381	96.4	30.600	97.5	2:40.345 (2)	82.18	2.467	09:45:36.777
2 -	55.589	87.1	2:18.360	78.5	35.694	99.0	3:49.643 (3)	57.38	1:11.765	09:49:26.420
3 -	48.370	134.4	1:21.129	103.7	28.379	115.5	2:37.878 (1)	83.46		09:52:04.298
4 -	52.199	90.3	1:27.633	89.9	IN PIT		2:58.312 P	73.90	20.434	09:55:02.610

P3 29 GA6 Steven WOOD		Volkswagen Golf GTI								
IDEAL LAP TIME : 2:38.231		BEST LAP TIME : 2:38.231		DIFFERENCE : 0.000						
LAP	SECTOR 1	SECTOR 2	SECTOR 3	LAP TIME	MPH	DIFF	TIME OF DAY			
1 -	49.341	124.7	1:21.692	102.6	29.233	112.0	2:40.266 (2)	82.22	2.035	09:45:42.688
2 -	53.139	77.6	2:17.046	85.0	34.302	98.1	3:44.487 (3)	58.70	1:06.256	09:49:27.175
3 -	49.109	120.9	1:21.251	111.6	27.871	115.3	2:38.231 (1)	83.28		09:52:05.406
4 -	51.264	104.6	1:24.440	102.1	IN PIT		2:55.728 P	74.98	17.497	09:55:01.134

P4 64 ST1 Paul WHIGHT		Honda Accord								
IDEAL LAP TIME : 2:40.077		BEST LAP TIME : 2:40.938		DIFFERENCE : 0.861						
LAP	SECTOR 1	SECTOR 2	SECTOR 3	LAP TIME	MPH	DIFF	TIME OF DAY			
1 -	49.606	127.0	1:25.137	87.4	30.634	105.3	2:45.377 (3)	79.68	4.439	09:46:03.262
2 -	50.993	128.5	2:01.491	69.8	33.506	92.4	3:25.990	63.97	45.052	09:49:29.252
3 -	50.933	130.8	1:22.121	116.1	28.377	115.1	2:41.431 (2)	81.63	0.493	09:52:10.683
4 -	49.579	129.0	1:22.882	105.3	28.477	112.0	2:40.938 (1)	81.88		09:54:51.621

P5 117 GA4 Duncan MCKAY		Ford Capri								
IDEAL LAP TIME : 2:46.219		BEST LAP TIME : 2:46.361		DIFFERENCE : 0.142						
LAP	SECTOR 1	SECTOR 2	SECTOR 3	LAP TIME	MPH	DIFF	TIME OF DAY			
1 -	1:08.353	121.3	1:27.768	86.4	34.515	90.4	3:10.636 (3)	69.12	24.275	09:46:19.419
2 -	56.847	110.5	1:41.887	79.6	32.203	107.1	3:10.937	69.01	24.576	09:49:30.356
3 -	51.773	129.3	1:25.231	107.8	29.805	110.3	2:46.809 (2)	78.99	0.448	09:52:17.165
4 -	51.183	129.0	1:25.334	112.4	29.844	109.9	2:46.361 (1)	79.21		09:55:03.526

P6 81 GA1 Ian GOFF		Ford Sierra RS500								
IDEAL LAP TIME : 2:45.292		BEST LAP TIME : 2:47.996		DIFFERENCE : 2.704						
LAP	SECTOR 1	SECTOR 2	SECTOR 3	LAP TIME	MPH	DIFF	TIME OF DAY			
1 -	51.860	113.1	1:25.849	96.5	33.344	100.1	2:51.053 (2)	77.03	3.057	09:46:55.674
2 -	56.630	98.9	1:40.493	91.8	32.205	96.5	3:09.328	69.60	21.332	09:50:05.002
3 -	53.597	120.2	1:25.564	116.3	28.835	111.6	2:47.996 (1)	78.44		09:52:52.998
4 -	52.021	129.5	1:24.597	114.1	48.263	95.0	3:04.881 (3)	71.27	16.885	09:55:57.879

P7 10 GA2 Mark SMITH		BMW E30 M3								
IDEAL LAP TIME : 2:48.135		BEST LAP TIME : 2:48.135		DIFFERENCE : 0.000						
LAP	SECTOR 1	SECTOR 2	SECTOR 3	LAP TIME	MPH	DIFF	TIME OF DAY			
1 -	51.583	127.8	1:33.133	94.3	32.904	98.4	2:57.620 (3)	74.19	9.485	09:46:49.293
2 -	1:00.101	104.8	1:40.102	94.9	33.353	101.4	3:13.556	68.08	25.421	09:50:02.849
3 -	51.925	119.8	1:25.925	110.9	30.816	106.5	2:48.666 (2)	78.12	0.531	09:52:51.515
4 -	51.449	128.8	1:25.880	104.0	30.806	106.0	2:48.135 (1)	78.37		09:55:39.650

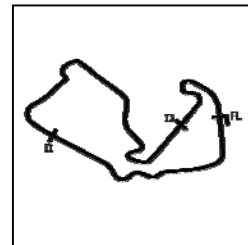
Weather / Track : Overcast / Damp

Silverstone GP
Circuit Length = 3.6604 miles
Start: 09:39 Flag 09:54 End: 09:59

Silverstone International Trophy

HSCC Dunlop Saloon Car Cup

QUALIFYING - RACE 2 - SECTOR ANALYSIS



SECTOR 1 = FL to I1, SECTOR 2 = I1 to I2, SECTOR 3 = I2 to FL, DIFF = Difference To Personal Best Lap, P = Crossed Finish Line in Pit Lane, D = Time Disallowed

P8 60 GA1 Mark WRIGHT		Ford Sierra RS500					
IDEAL LAP TIME : 2:46.662		BEST LAP TIME : 2:51.801					
		DIFFERENCE : 5.139					
LAP	SECTOR 1	SECTOR 2	SECTOR 3	LAP TIME	MPH	DIFF	TIME OF DAY
1 -	58.504 104.6	1:38.883 79.1	33.917 95.0	3:11.304 (3)	68.88	19.503	09:47:09.033
2 -	58.901 118.3	1:31.672 95.4	31.776 108.1	3:02.349 (2)	72.26	10.548	09:50:11.382
3 -	52.952 138.9	1:28.355 95.3	30.494 115.7	2:51.801 (1)	76.70		09:53:03.183
4 -	50.936 129.0	1:25.232 104.3	IN PIT	2:54.942 P	75.32	3.141	09:55:58.125

P9 50 GA6 Abigail EATON		Holden Commodore					
IDEAL LAP TIME : 2:50.415		BEST LAP TIME : 2:51.869					
		DIFFERENCE : 1.454					
LAP	SECTOR 1	SECTOR 2	SECTOR 3	LAP TIME	MPH	DIFF	TIME OF DAY
1 -	51.403 124.0	1:33.340 87.7	33.271 94.6	2:58.014 (2)	74.02	6.145	09:46:50.637
2 -	59.942 90.4	1:39.768 91.9	31.572 105.7	3:11.282 (3)	68.89	19.413	09:50:01.919
3 -	52.857 115.7	1:28.433 104.2	30.579 105.2	2:51.869 (1)	76.67		09:52:53.788
4 -	56.248 111.4	1:31.074 90.3	IN PIT	3:08.272 P	69.99	16.403	09:56:02.060

P10 12 GA4 James HANSON		Ford Capri					
IDEAL LAP TIME : 2:52.205		BEST LAP TIME : 2:52.392					
		DIFFERENCE : 0.187					
LAP	SECTOR 1	SECTOR 2	SECTOR 3	LAP TIME	MPH	DIFF	TIME OF DAY
1 -	55.333 122.0	1:34.078 97.9	32.872 91.2	3:02.283 (3)	72.29	9.891	09:46:47.713
2 -	1:00.220 112.9	1:40.039 95.4	31.747 103.8	3:12.006	68.63	19.614	09:49:59.719
3 -	54.814 121.1	1:29.849 107.3	29.776 107.2	2:54.439 (2)	75.54	2.047	09:52:54.158
4 -	54.628 123.3	1:27.801 98.8	29.963 105.7	2:52.392 (1)	76.44		09:55:46.550

P11 43 GA2 Frank GUEST		Alfa Romeo GTV6					
IDEAL LAP TIME : 2:52.863		BEST LAP TIME : 2:52.942					
		DIFFERENCE : 0.079					
LAP	SECTOR 1	SECTOR 2	SECTOR 3	LAP TIME	MPH	DIFF	TIME OF DAY
1 -	55.033 107.5	1:33.809 95.1	31.794 102.4	3:00.636 (3)	72.95	7.694	09:47:09.555
2 -	1:00.761 97.2	1:32.815 93.3	32.025 103.0	3:05.601	71.00	12.659	09:50:15.156
3 -	53.144 116.3	1:29.452 88.5	32.015 103.0	2:54.611 (2)	75.46	1.669	09:53:09.767
4 -	52.700 116.7	1:29.531 100.1	30.711 101.9	2:52.942 (1)	76.19		09:56:02.709

P12 42 GA4 Paul POCHCIOL		Ford Capri					
IDEAL LAP TIME : 2:52.883		BEST LAP TIME : 2:53.554					
		DIFFERENCE : 0.671					
LAP	SECTOR 1	SECTOR 2	SECTOR 3	LAP TIME	MPH	DIFF	TIME OF DAY
1 -	56.291 117.9	1:32.301 91.8	32.262 92.2	3:00.854 (3)	72.86	7.300	09:46:27.401
2 -	56.625 115.5	1:35.542 74.4	33.435 106.5	3:05.602	71.00	12.048	09:49:33.003
3 -	53.930 124.0	1:28.641 103.4	31.156 104.7	2:53.727 (2)	75.85	0.173	09:52:26.730
4 -	54.158 120.9	1:29.084 105.3	30.312 104.3	2:53.554 (1)	75.92		09:55:20.284

P13 27 ST2 Allan SCOTT		Mazda 323F					
IDEAL LAP TIME : 2:51.737		BEST LAP TIME : 2:53.697					
		DIFFERENCE : 1.960					
LAP	SECTOR 1	SECTOR 2	SECTOR 3	LAP TIME	MPH	DIFF	TIME OF DAY
1 -	53.919 125.2	1:29.823 92.4	29.955 106.4	2:53.697 (1)	75.86		09:46:31.157
2 -	1:05.621 84.3	1:42.168 77.0	IN PIT	3:29.569 P	62.88	35.872	09:50:00.726
3 -	OUTLAP 120.0	1:28.504 107.2	29.314 109.7	5:56.594	36.95	3:02.897	09:55:57.320

P14 123 GA6 Ric WOOD		Holden Commodore					
IDEAL LAP TIME : 2:50.843		BEST LAP TIME : 2:53.998					
		DIFFERENCE : 3.155					
LAP	SECTOR 1	SECTOR 2	SECTOR 3	LAP TIME	MPH	DIFF	TIME OF DAY
1 -	57.479 111.1	1:34.713 84.6	35.003 101.3	3:07.195 (2)	70.39	13.197	09:46:35.288
2 -	1:02.725 81.8	1:42.530 80.7	33.410 109.4	3:18.665 (3)	66.33	24.667	09:49:53.953
3 -	52.798 126.6	1:30.121 97.9	31.079 112.0	2:53.998 (1)	75.73		09:52:47.951
4 -	52.790 125.2	1:26.974 103.4	IN PIT	2:58.263 P	73.92	4.265	09:55:46.214

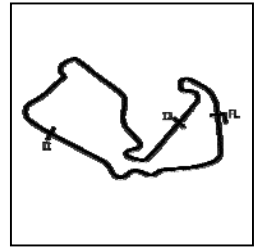
Weather / Track : Overcast / Damp

Silverstone GP
Circuit Length = 3.6604 miles
Start: 09:39 Flag 09:54 End: 09:59

Silverstone International Trophy

HSCC Dunlop Saloon Car Cup

QUALIFYING - RACE 2 - SECTOR ANALYSIS



SECTOR 1 = FL to I1, SECTOR 2 = I1 to I2, SECTOR 3 = I2 to FL, DIFF = Difference To Personal Best Lap, P = Crossed Finish Line in Pit Lane, D = Time Disallowed

P15		41 GN3		George POCHCIOL				Ford Capri			
IDEAL LAP TIME : 2:55.833		BEST LAP TIME : 2:55.833				DIFFERENCE : 0.000					
LAP	SECTOR 1		SECTOR 2		SECTOR 3		LAP TIME	MPH	DIFF	TIME OF DAY	
1 -	57.497	114.5	1:49.007	88.4	33.617	98.5	3:20.121	65.84	24.288	09:46:54.667	
2 -	56.634	91.5	1:40.027	88.6	32.284	103.8	3:08.945 (3)	69.74	13.112	09:50:03.612	
3 -	54.902	111.1	1:34.369	87.0	32.209	105.2	3:01.480 (2)	72.61	5.647	09:53:05.092	
4 -	53.814	117.7	1:30.815	97.9	31.204	105.0	2:55.833 (1)	74.94		09:56:00.925	

P16		33 ST4		Richard BURROWS				Peugeot 406			
IDEAL LAP TIME : 3:02.702		BEST LAP TIME : 3:03.376				DIFFERENCE : 0.674					
LAP	SECTOR 1		SECTOR 2		SECTOR 3		LAP TIME	MPH	DIFF	TIME OF DAY	
1 -	1:24.769	43.8	2:31.427	74.8	38.532	78.6	4:34.728 (3)	47.96	1:31.352	09:49:27.957	
2 -	59.102	110.5	1:38.273	101.0	33.186	99.4	3:10.561 (2)	69.15	7.185	09:52:38.518	
3 -	56.120	109.4	1:33.396	93.7	33.860	101.3	3:03.376 (1)	71.86		09:55:41.894	

P17		57 GA5		Joe GOMM				Ford Escort Mk1			
IDEAL LAP TIME :		BEST LAP TIME : 3:05.994				DIFFERENCE :					
LAP	SECTOR 1		SECTOR 2		SECTOR 3		LAP TIME	MPH	DIFF	TIME OF DAY	
1 -							3:18.692 (3)	66.32	12.698	09:47:50.418	
2 -							3:15.347 (2)	67.45	9.353	09:51:05.765	
3 -							3:26.749	63.73	20.755	09:54:32.514	
4 -							3:05.994 (1)	70.85		09:57:38.508	

P18		79 ST1		Mark JONES				Renault Laguna			
IDEAL LAP TIME : 2:47.473		BEST LAP TIME : 3:06.235				DIFFERENCE : 18.762					
LAP	SECTOR 1		SECTOR 2		SECTOR 3		LAP TIME	MPH	DIFF	TIME OF DAY	
1 -	56.487	121.3	1:35.835	91.6	33.913	92.3	3:06.235 (1)	70.75		09:46:47.305	
2 -	59.692	116.1	1:39.962	88.3	IN PIT		3:23.444 P	64.77	17.209	09:50:10.749	
3 -	OUTLAP	128.3	1:22.940	112.7	28.046	116.8	6:48.314	32.27	3:42.079	09:56:59.063	

P19		67 ST2		Tony ABSOLOM				Vauxhall Cavalier			
IDEAL LAP TIME : 3:07.786		BEST LAP TIME : 3:07.786				DIFFERENCE : 0.000					
LAP	SECTOR 1		SECTOR 2		SECTOR 3		LAP TIME	MPH	DIFF	TIME OF DAY	
1 -	1:02.356	108.7	1:41.132	90.1	34.315	95.3	3:17.803 (2)	66.62	10.017	09:54:30.450	
2 -	58.536	116.5	1:35.576	91.8	33.674	99.0	3:07.786 (1)	70.17		09:57:38.236	

P20		3 ST4		John PEARSON				Alfa Romeo 156SP			
IDEAL LAP TIME : 3:11.729		BEST LAP TIME : 3:11.729				DIFFERENCE : 0.000					
LAP	SECTOR 1		SECTOR 2		SECTOR 3		LAP TIME	MPH	DIFF	TIME OF DAY	
1 -	1:45.044	80.6	1:46.393	82.3	33.646	97.5	4:05.083 (2)	53.76	53.354	09:47:51.628	
2 -	1:01.050	108.7	1:38.443	87.9	32.236	103.2	3:11.729 (1)	68.73		09:51:03.357	

P21		188 GN3		Ronnie HAINES				Ford Escort Mk1			
IDEAL LAP TIME : 3:20.385		BEST LAP TIME : 3:20.385				DIFFERENCE : 0.000					
LAP	SECTOR 1		SECTOR 2		SECTOR 3		LAP TIME	MPH	DIFF	TIME OF DAY	
1 -	1:31.124	42.5	2:31.659	76.2	39.790	68.4	4:42.573 (3)	46.63	1:22.188	09:49:26.910	
2 -	1:04.638	110.0	1:42.794	100.1	36.305	85.2	3:23.737 (2)	64.68	3.352	09:52:50.647	
3 -	1:02.843	109.8	1:42.104	94.2	35.438	88.2	3:20.385 (1)	65.76		09:56:11.032	

Silverstone International Trophy

HSCC Dunlop Saloon Car Cup

QUALIFYING - RACE 2 - BEST SECTORS

SECTOR 1			SECTOR 2			SECTOR 3			IDEAL / BEST COMPARISON						
POS	NO	NAME	TIME	NO	NAME	TIME	NO	NAME	TIME	POS	NO	NAME	IDEAL	BEST	DIFF
													PERFECT LAP	2:36.337	
1	63	GOFF	48.189	63	GOFF	1:20.277	29	WOOD	27.871	1	63	GOFF	2:36.528	2:36.528	0.000
2	1	THOMAS	48.364	1	THOMAS	1:21.129	79	JONES	28.046	2	1	THOMAS	2:37.872	2:37.878	0.006
3	29	WOOD	49.109	29	WOOD	1:21.251	63	GOFF	28.062	3	29	WOOD	2:38.231	2:38.231	0.000
4	64	WHIGHT	49.579	64	WHIGHT	1:22.121	64	WHIGHT	28.377	4	64	WHIGHT	2:40.077	2:40.938	0.861
5	60	WRIGHT	50.936	79	JONES	1:22.940	1	THOMAS	28.379	5	81	GOFF	2:45.292	2:47.996	2.704
6	117	MCKAY	51.183	81	GOFF	1:24.597	81	GOFF	28.835	6	117	MCKAY	2:46.219	2:46.361	0.142
7	50	EATON	51.403	117	MCKAY	1:25.231	27	SCOTT	29.314	7	60	WRIGHT	2:46.662	2:51.801	5.139
8	10	SMITH	51.449	60	WRIGHT	1:25.232	12	HANSON	29.776	8	79	JONES	2:47.473	3:06.235	18.762
9	81	GOFF	51.860	10	SMITH	1:25.880	117	MCKAY	29.805	9	10	SMITH	2:48.135	2:48.135	0.000
10	43	GUEST	52.700	123	WOOD	1:26.974	42	POCHCIOL	30.312	10	50	EATON	2:50.415	2:51.869	1.454
11	123	WOOD	52.790	12	HANSON	1:27.801	60	WRIGHT	30.494	11	123	WOOD	2:50.843	2:53.998	3.155
12	41	POCHCIOL	53.814	50	EATON	1:28.433	50	EATON	30.579	12	27	SCOTT	2:51.737	2:53.697	1.960
13	27	SCOTT	53.919	27	SCOTT	1:28.504	43	GUEST	30.711	13	12	HANSON	2:52.205	2:52.392	0.187
14	42	POCHCIOL	53.930	42	POCHCIOL	1:28.641	10	SMITH	30.806	14	43	GUEST	2:52.863	2:52.942	0.079
15	12	HANSON	54.628	43	GUEST	1:29.452	123	WOOD	31.079	15	42	POCHCIOL	2:52.883	2:53.554	0.671
16	33	BURROWS	56.120	41	POCHCIOL	1:30.815	41	POCHCIOL	31.204	16	41	POCHCIOL	2:55.833	2:55.833	0.000
17	79	JONES	56.487	33	BURROWS	1:33.396	3	PEARSON	32.236	17	33	BURROWS	3:02.702	3:03.376	0.674
18	67	ABSLOM	58.536	67	ABSLOM	1:35.576	33	BURROWS	33.186	18	67	ABSLOM	3:07.786	3:07.786	0.000
19	3	PEARSON	1:01.050	3	PEARSON	1:38.443	67	ABSLOM	33.674	19	3	PEARSON	3:11.729	3:11.729	0.000
20	188	HAINES	1:02.843	188	HAINES	1:42.104	188	HAINES	35.438	20	188	HAINES	3:20.385	3:20.385	0.000
21										21	57	GOMM		3:05.994	

Weather / Track : Overcast / Damp

Results can be found at www.tsl-timing.com

Silverstone GP

Circuit Length = 3.6604 miles

Start: 09:39 Flag 09:54 End: 09:59

Printed - 10:05 Saturday, 18 May 2019

Silverstone International Trophy

HSCC Dunlop Saloon Car Cup

QUALIFYING - RACE 2 - BEST SPEEDS

POS	INTERMEDIATE 1			INTERMEDIATE 2			FINISH LINE		
	NO	NAME	MPH	NO	NAME	MPH	NO	NAME	MPH
1	60	WRIGHT	138.9	63	GOFF	120.0	1	THOMAS	117.8
2	1	THOMAS	134.4	81	GOFF	116.3	79	JONES	116.8
3	63	GOFF	131.0	64	WHIGHT	116.1	60	WRIGHT	115.7
4	64	WHIGHT	130.8	79	JONES	112.7	29	WOOD	115.3
5	81	GOFF	129.5	117	MCKAY	112.4	64	WHIGHT	115.1
6	117	MCKAY	129.3	29	WOOD	111.6	63	GOFF	114.9
7	10	SMITH	128.8	10	SMITH	110.9	123	WOOD	112.0
8	79	JONES	128.3	12	HANSON	107.3	81	GOFF	111.6
9	123	WOOD	126.6	27	SCOTT	107.2	117	MCKAY	110.3
10	27	SCOTT	125.2	42	POCHCIOL	105.3	27	SCOTT	109.7
11	29	WOOD	124.7	60	WRIGHT	104.3	12	HANSON	107.2
12	50	EATON	124.0	50	EATON	104.2	10	SMITH	106.5
13	42	POCHCIOL	124.0	1	THOMAS	103.7	42	POCHCIOL	106.5
14	12	HANSON	123.3	123	WOOD	103.4	50	EATON	105.7
15	41	POCHCIOL	117.7	33	BURROWS	101.0	41	POCHCIOL	105.2
16	43	GUEST	116.7	43	GUEST	100.1	3	PEARSON	103.2
17	67	ABSLOM	116.5	188	HAINES	100.1	43	GUEST	103.0
18	33	BURROWS	110.5	41	POCHCIOL	97.9	33	BURROWS	101.3
19	188	HAINES	110.0	67	ABSLOM	91.8	67	ABSLOM	99.0
20	3	PEARSON	108.7	3	PEARSON	87.9	188	HAINES	88.2
21									

Weather / Track : Overcast / Damp

Results can be found at www.tsl-timing.com

Silverstone GP
Circuit Length = 3.6604 miles
Start: 09:39 Flag 09:54 End: 09:59

Printed - 10:05 Saturday, 18 May 2019

Silverstone International Trophy

HSCC Dunlop Saloon Car Cup

QUALIFYING - RACE 2 - STATISTICS

Competitors Started 21
Planned Start 2019-05-18 @ 09:40:00.000
Actual Start 2019-05-18 @ 09:39:10.878
Finish Time 2019-05-18 @ 09:54:40.100
Track Length 3.6604mi.
Total Laps 75
Total Distance Covered 274.5373mi.

Session Fastest Lap History

NO	CL	NAME	LAP TIME	TIME OF DAY	LAP	VEHICLE
1	GA1	Julian THOMAS	2:40.345	09:45:36.768	1	Ford Sierra RS500
29	GA6	Steven WOOD	2:40.266	09:45:42.678	1	Volkswagen Golf GTI
1	GA1	Julian THOMAS	2:37.878	09:52:04.290	3	Ford Sierra RS500
63	ST2	Max GOFF	2:36.528	09:54:08.829	2	BMW E36 M3

Flag History

TYPE	TIME OF DAY
GREEN	09:39:10.878
SAFETY	09:44:46.756
GREEN	09:49:24.353
FINISH	09:54:40.100

Flag Statistics

TYPE	COUNT	TOTAL LAPS	TOTAL TIME
Green	2	3	15:33.568
Red	0	0	0.000
Safety Car	1	1	4:37.597
FCY	0	0	0.000

Weather / Track : Overcast / Damp

These results are provisional until the conclusion of any judicial and technical matters.

Silverstone GP

Circuit Length = 3.6604 miles

Start: 09:39 Flag 09:54 End: 09:59

Clerk Of Course :

Timekeeper : Nick Palmer

Silverstone International Trophy
HSCC Dunlop Saloon Car Cup
QUALIFYING - RACE 2 - STATISTICS

CLASS : GA1

3 Starters

Fastest Lap History

NO	NAME	LAP TIME	TIME OF DAY	LAP	VEHICLE
1	Julian THOMAS	2:40.345	09:45:36.768	1	Ford Sierra RS500
1	Julian THOMAS	2:37.878	09:52:04.290	3	Ford Sierra RS500

Weather / Track : Overcast / Damp

These results are provisional until the conclusion of any judicial and technical matters.

Silverstone GP

Circuit Length = 3.6604 miles

Start: 09:39 Flag 09:54 End: 09:59

Clerk Of Course :

Timekeeper : Nick Palmer

Silverstone International Trophy
HSCC Dunlop Saloon Car Cup
QUALIFYING - RACE 2 - STATISTICS

CLASS : GA2

2 Starters

Fastest Lap History

NO	NAME	LAP TIME	TIME OF DAY	LAP	VEHICLE
10	Mark SMITH	2:57.620	09:46:49.288	1	BMW E30 M3
10	Mark SMITH	2:48.666	09:52:51.510	3	BMW E30 M3
10	Mark SMITH	2:48.135	09:55:39.646	4	BMW E30 M3

Weather / Track : Overcast / Damp

These results are provisional until the conclusion of any judicial and technical matters.

Silverstone GP

Circuit Length = 3.6604 miles

Start: 09:39 Flag 09:54 End: 09:59

Clerk Of Course :

Timekeeper : Nick Palmer

Silverstone International Trophy
HSCC Dunlop Saloon Car Cup
QUALIFYING - RACE 2 - STATISTICS

CLASS : GA4

3 Starters

Fastest Lap History

NO	NAME	LAP TIME	TIME OF DAY	LAP	VEHICLE
117	Duncan MCKAY	3:10.636	09:46:19.467	1	Ford Capri
42	Paul POCHCIOL	3:00.854	09:46:27.386	1	Ford Capri
117	Duncan MCKAY	2:46.809	09:52:17.205	3	Ford Capri
117	Duncan MCKAY	2:46.361	09:55:03.564	4	Ford Capri

Weather / Track : Overcast / Damp

These results are provisional until the conclusion of any judicial and technical matters.

Silverstone GP

Circuit Length = 3.6604 miles

Start: 09:39 Flag 09:54 End: 09:59

Clerk Of Course :

Timekeeper : Nick Palmer

Silverstone International Trophy
HSCC Dunlop Saloon Car Cup
QUALIFYING - RACE 2 - STATISTICS

CLASS : GA6

3 Starters

Fastest Lap History

NO	NAME	LAP TIME	TIME OF DAY	LAP	VEHICLE
29	Steven WOOD	2:40.266	09:45:42.678	1	Volkswagen Golf GTI
29	Steven WOOD	2:38.231	09:52:05.396	3	Volkswagen Golf GTI

Weather / Track : Overcast / Damp

These results are provisional until the conclusion of any judicial and technical matters.

Silverstone GP

Circuit Length = 3.6604 miles

Start: 09:39 Flag 09:54 End: 09:59

Clerk Of Course :

Timekeeper : Nick Palmer

Silverstone International Trophy
HSCC Dunlop Saloon Car Cup
QUALIFYING - RACE 2 - STATISTICS

CLASS : ST1

2 Starters

Fastest Lap History

NO	NAME	LAP TIME	TIME OF DAY	LAP	VEHICLE
64	Paul WHIGHT	2:45.377	09:46:03.303	1	Honda Accord
64	Paul WHIGHT	2:41.431	09:52:10.720	3	Honda Accord
64	Paul WHIGHT	2:40.938	09:54:51.659	4	Honda Accord

Weather / Track : Overcast / Damp

These results are provisional until the conclusion of any judicial and technical matters.

Silverstone GP

Circuit Length = 3.6604 miles

Start: 09:39 Flag 09:54 End: 09:59

Clerk Of Course :

Timekeeper : Nick Palmer

Silverstone International Trophy
HSCC Dunlop Saloon Car Cup
QUALIFYING - RACE 2 - STATISTICS

CLASS : ST2

3 Starters

Fastest Lap History

NO	NAME	LAP TIME	TIME OF DAY	LAP	VEHICLE
27	Allan SCOTT	2:53.697	09:46:31.152	1	Mazda 323F
63	Max GOFF	2:36.528	09:54:08.829	2	BMW E36 M3

Weather / Track : Overcast / Damp

These results are provisional until the conclusion of any judicial and technical matters.

Silverstone GP

Circuit Length = 3.6604 miles

Start: 09:39 Flag 09:54 End: 09:59

Clerk Of Course :

Timekeeper : Nick Palmer

Silverstone International Trophy
HSCC Dunlop Saloon Car Cup
QUALIFYING - RACE 2 - STATISTICS

CLASS : ST4

2 Starters

Fastest Lap History

NO	NAME	LAP TIME	TIME OF DAY	LAP	VEHICLE
3	John PEARSON	4:05.083	09:47:51.616	1	Alfa Romeo 156SP
3	John PEARSON	3:11.729	09:51:03.347	2	Alfa Romeo 156SP
33	Richard BURROWS	3:10.561	09:52:38.511	2	Peugeot 406
33	Richard BURROWS	3:03.376	09:55:41.888	3	Peugeot 406

Weather / Track : Overcast / Damp

These results are provisional until the conclusion of any judicial and technical matters.

Silverstone GP

Circuit Length = 3.6604 miles

Start: 09:39 Flag 09:54 End: 09:59

Clerk Of Course :

Timekeeper : Nick Palmer

Silverstone International Trophy
HSCC Dunlop Saloon Car Cup
QUALIFYING - RACE 2 - STATISTICS

CLASS : GN3

2 Starters

Fastest Lap History

NO	NAME	LAP TIME	TIME OF DAY	LAP	VEHICLE
41	George POCHCIOL	3:20.121	09:46:54.657	1	Ford Capri
41	George POCHCIOL	3:08.945	09:50:03.602	2	Ford Capri
41	George POCHCIOL	3:01.480	09:53:05.083	3	Ford Capri
41	George POCHCIOL	2:55.833	09:56:00.915	4	Ford Capri

Weather / Track : Overcast / Damp

These results are provisional until the conclusion of any judicial and technical matters.

Silverstone GP

Circuit Length = 3.6604 miles

Start: 09:39 Flag 09:54 End: 09:59

Clerk Of Course :

Timekeeper : Nick Palmer

Silverstone International Trophy
HSCC Dunlop Saloon Car Cup
QUALIFYING - RACE 2 - STATISTICS

CLASS : GA5

1 Starters

Fastest Lap History

NO	NAME	LAP TIME	TIME OF DAY	LAP	VEHICLE
57	Joe GOMM	3:18.692	09:47:50.418	1	Ford Escort Mk1
57	Joe GOMM	3:15.347	09:51:05.765	2	Ford Escort Mk1
57	Joe GOMM	3:05.994	09:57:38.508	4	Ford Escort Mk1

Weather / Track : Overcast / Damp

These results are provisional until the conclusion of any judicial and technical matters.

Silverstone GP

Circuit Length = 3.6604 miles

Start: 09:39 Flag 09:54 End: 09:59


Clerk Of Course :

Timekeeper : Nick Palmer

Silverstone International Trophy

HSCC Dunlop Saloon Car Cup

RACE 2 - GRID (20 minutes) - AMENDED

ROW 11	22	3:20.385 188 Ronnie HAINES	21	3:11.729 3 John PEARSON
ROW 10	20	3:07.786 67 Tony ABSOLOM	19	3:06.235 79 Mark JONES
ROW 9	18	3:05.994 57 Joe GOMM	17	3:03.376 33 Richard BURROWS
ROW 8	16	2:55.833 41 George POCHCIOL	15	2:53.998 123 Ric WOOD
ROW 7	14	2:53.697 27 Allan SCOTT	13	2:53.554 42 Paul POCHCIOL
ROW 6	12	2:52.942 43 Frank GUEST	11	2:52.935 11 Steffan IRMLER
ROW 5	10	2:52.392 12 James HANSON	9	2:51.869 50 Abigail EATON
ROW 4	8	2:51.801 60 Mark WRIGHT	7	2:48.135 10 Mark SMITH
ROW 3	6	2:47.996 81 Ian GOFF	5	2:46.361 117 Duncan MCKAY
ROW 2	4	2:40.938 64 Paul WHIGHT	3	2:38.231 29 Steven WOOD
ROW 1	2	2:37.878 1 Julian THOMAS	1	2:36.528 63 Max GOFF
Pole				
				

Silverstone GP
Circuit Length = 3.6604 miles

These results are provisional until the conclusion of any judicial and technical matters.

Clerk Of Course :		Timekeeper : Nick Palmer
-------------------	--	--------------------------

Silverstone International Trophy

HSCC Dunlop Saloon Car Cup

RACE 2 - CLASSIFICATION

POS	NO	CL	PIC NAME	ENTRY	LAPS	TIME	GAP	DIFF	MPH	BEST	ON
1	60	GA1	1 Mark WRIGHT	Ford Sierra RS500	9	22:17.889			88.64	2:20.956	8
2	123	GA6	1 Ric WOOD	Holden Commodore	9	22:18.131	0.242	0.242	88.63	2:17.887	8
3	50	GA6	2 Abigail EATON	Holden Commodore	9	22:18.466	0.577	0.335	88.60	2:21.463	8
4	79	ST1	1 Mark JONES	Renault Laguna	9	23:00.659	42.770	42.193	85.90	2:20.959	9
5	29	GA6	3 Steven WOOD	Volkswagen Golf GTI	9	23:14.332	56.443	13.673	85.05	2:32.299	7
6	64	ST1	2 Paul WHIGHT	Honda Accord	9	23:16.621	58.732	2.289	84.91	2:33.000	9
7	12	GA4	1 James HANSON	Ford Capri	9	23:30.272	1:12.383	13.651	84.09	2:31.239	9
8	10	GA2	1 Mark SMITH	BMW E30 M3	9	23:32.553	1:14.664	2.281	83.96	2:27.179	9
9	1	GA1	2 Julian THOMAS	Ford Sierra RS500	9	23:36.868	1:18.979	4.315	83.70	2:33.516	2
10	117	GN3	1 Frank WRATHALL	Ford Capri	9	23:50.252	1:32.363	13.384	82.92	2:33.989	8
11	81	GA1	3 Ian GOFF	Ford Sierra RS500	9	24:10.226	1:52.337	19.974	81.78	2:33.065	6
12	11	ST1	3 Steffan IRMLER	Opel Vectra	9	24:24.795	2:06.906	14.569	80.96	2:34.987	9
13	42	GA4	2 Paul POCHCIOL	Ford Capri	9	24:33.581	2:15.692	8.786	80.48	2:37.686	9
14	41	GN3	2 George POCHCIOL	Ford Capri	9	24:45.979	2:28.090	12.398	79.81	2:37.903	9
15	3	ST4	1 John PEARSON	Alfa Romeo 156SP	9	25:08.160	2:50.271	22.181	78.63	2:43.149	3
16	57	GA5	1 Joe GOMM	Ford Escort Mk1	8	22:29.653	1 Lap	1 Lap	78.11	2:41.102	8
17	43	GA2	2 Frank GUEST	Alfa Romeo GTV6	8	22:58.031	1 Lap	28.378	76.50	2:47.586	6
18	188	GN3	3 Ronnie HAINES	Ford Escort Mk1	8	23:23.431	1 Lap	25.400	75.11	2:49.837	7

NOT CLASSIFIED

DNF	63	ST2	Max GOFF	BMW E36 M3	8	20:27.108	1 Lap		85.91	2:25.152	5
DNF	33	ST4	Richard BURROWS	Peugeot 406	6	16:45.656	3 Laps	2 Laps	78.62	2:39.365	5
DNF	27	ST2	Allan SCOTT	Mazda 323F	5	14:35.135	4 Laps	1 Lap	75.29	2:37.839	3
DNF	67	ST2	Tony ABSOLOM	Vauxhall Cavalier	5	15:19.085	4 Laps	43.950	71.68	2:46.265	4

FASTEST LAP

123	GA6	Ric WOOD	Holden Commodore	8	2:17.887	95.56 mph	153.80 kph
60	GA1	Mark WRIGHT	Ford Sierra RS500	8	2:20.956	93.48 mph	150.45 kph
79	ST1	Mark JONES	Renault Laguna	9	2:20.959	93.48 mph	150.45 kph
63	ST2	Max GOFF	BMW E36 M3	5	2:25.152	90.78 mph	146.10 kph
10	GA2	Mark SMITH	BMW E30 M3	9	2:27.179	89.53 mph	144.09 kph
12	GA4	James HANSON	Ford Capri	9	2:31.239	87.13 mph	140.22 kph
117	GN3	Frank WRATHALL	Ford Capri	8	2:33.989	85.57 mph	137.72 kph
33	ST4	Richard BURROWS	Peugeot 406	5	2:39.365	82.68 mph	133.07 kph
57	GA5	Joe GOMM	Ford Escort Mk1	8	2:41.102	81.79 mph	131.64 kph

Weather / Track : Overcast / Damp

These results are provisional until the conclusion of any judicial and technical matters.

Silverstone GP

Circuit Length = 3.6604 miles

Start: 15:03 Flag 15:25 End: 15:28

Clerk Of Course :	Timekeeper : Nick Palmer
-------------------	--------------------------

Silverstone International Trophy

HSCC Dunlop Saloon Car Cup

RACE 2 - LAP CHART

LAP 1 @ 15:06:02.062			LAP 2 @ 15:08:32.186			LAP 3 @ 15:10:57.763			LAP 4 @ 15:13:26.316			LAP 5 @ 15:15:51.468		
NO	BEHIND	LAP TIME	NO	BEHIND	LAP TIME	NO	BEHIND	LAP TIME	NO	BEHIND	LAP TIME	NO	BEHIND	LAP TIME
1		2:35.606	63		2:29.557	63		2:25.577	63		2:28.553	63		2:25.152
63	0.567	2:36.173	1	3.392	2:33.516	1	15.626	2:37.811	50	22.858	2:29.240	50	22.703	2:24.997
64	2.934	2:38.540	64	7.239	2:34.429	64	16.900	2:35.238	1	23.809	2:36.736	60	23.398	2:24.550
29	6.650	2:42.256	29	12.743	2:36.217	29	20.606	2:33.440	60	24.000	2:28.668	123	25.412	2:24.699
50	13.457	2:49.063	50	18.294	2:34.961	50	22.171	2:29.454	64	24.278	2:35.931	64	35.999	2:36.873
60	14.157	2:49.763	60	19.404	2:35.371	60	23.885	2:30.058	29	25.352	2:33.299	1	37.696	2:39.039
123	18.588	2:54.194	123	22.883	2:34.419	123	26.803	2:29.497	123	25.865	2:27.615	29	37.968	2:37.768
12	20.040	2:55.646	12	30.322	2:40.406	12	40.387	2:35.642	12	46.420	2:34.586	12	55.194	2:33.926
117	21.251	2:56.857	117	33.102	2:41.975	117	45.139	2:37.614	117	53.832	2:37.246	79	59.777	2:28.689
10	22.379	2:57.985	10	35.767	2:43.512	10	48.950	2:38.760	79	56.240	2:34.107	117	1:06.522	2:37.842
3	22.740	2:58.346	27	36.826	2:43.883	27	49.088	2:37.839	10	1:02.877	2:42.480	10	1:11.985	2:34.260
27	23.067	2:58.673	42	40.502	2:45.226	79	50.686	2:34.034	42	1:13.696	2:43.620	81	1:26.482	2:34.020
42	25.400	3:01.006	79	42.229	2:42.376	42	58.629	2:43.704	81	1:17.614	2:38.769	42	1:31.708	2:43.164
41	26.591	3:02.197	3	45.527	2:52.911	3	1:03.099	2:43.149	3	1:18.535	2:43.989	11	1:36.516	2:39.784
11	28.352	3:03.958	11	47.912	2:49.684	11	1:06.952	2:44.617	11	1:21.884	2:43.485	3	1:37.319	2:43.936
43	29.620	3:05.226	41	48.729	2:52.262	81	1:07.398	2:39.330	33	1:23.547	2:41.511	33	1:37.760	2:39.365
79	29.977	3:05.583	43	49.849	2:50.353	41	1:09.769	2:46.617	41	1:23.843	2:42.627	41	1:42.910	2:44.219
33	32.355	3:07.961	33	50.740	2:48.509	33	1:10.589	2:45.426	27	1:24.114	3:03.579	43	1:57.868	2:49.283
67	36.516	3:12.122	81	53.645	2:45.997	43	1:12.837	2:48.565	43	1:33.737	2:49.453	57	1:58.288	2:44.031
57	37.717	3:13.323	67	55.916	2:49.524	67	1:17.055	2:46.716	67	1:34.767	2:46.265	27	2:10.123	3:11.161 P
81	37.772	3:13.378	57	1:01.141	2:53.548	57	1:22.406	2:46.842	57	1:39.409	2:45.556	188	2:25.542	2:53.135
188	40.883	3:16.489	188	1:05.821	2:55.062	188	1:32.990	2:52.746	188	1:57.559	2:53.122			

Weather / Track : Overcast / Damp

Results can be found at www.tsl-timing.com

Page 1 of 2

Silverstone GP

Circuit Length = 3.6604 miles

Start: 15:03 Flag 15:25 End: 15:28

Printed - 15:31 Saturday, 18 May 2019

Silverstone International Trophy

HSCC Dunlop Saloon Car Cup

RACE 2 - LAP CHART

LAP 6 @ 15:18:25.322			LAP 7 @ 15:20:56.683			LAP 8 @ 15:23:15.823			LAP 9 @ 15:25:44.345		
NO	BEHIND	LAP TIME	NO	BEHIND	LAP TIME	NO	BEHIND	LAP TIME	NO	BEHIND	LAP TIME
63		2:33.854	63		2:31.361	123		2:17.887	60		2:23.237
50	10.613	2:21.764	50	1.144	2:21.892	50	3.467	2:21.463	123	0.242	2:28.764
60	11.921	2:22.377	123	1.253	2:20.150	60	5.285	2:20.956	50	0.577	2:25.632
123	12.464	2:20.906	60	3.469	2:22.909	43	1 Lap	2:53.768	57	1 Lap	2:41.102
67	1 Lap	3:44.458 P	188	1 Lap	2:52.049	63	37.741	2:56.881 P	43	1 Lap	2:53.797
64	35.652	2:33.507	29	38.501	2:32.299	188	1 Lap	2:49.837	79	42.770	2:20.959
29	37.563	2:33.449	64	40.278	2:35.987	79	50.333	2:24.640	29	56.443	2:32.703
1	42.970	2:39.128	79	44.833	2:24.754	29	52.262	2:32.901	64	58.732	2:33.000
79	51.440	2:25.517	1	50.980	2:39.371	64	54.254	2:33.116	188	1 Lap	2:50.991
12	53.976	2:32.636	12	55.424	2:32.809	12	1:09.666	2:33.382	12	1:12.383	2:31.239
117	1:08.116	2:35.448	10	1:07.112	2:29.541	1	1:10.592	2:38.752	10	1:14.664	2:27.179
10	1:08.932	2:30.801	117	1:11.998	2:35.243	10	1:16.007	2:28.035	1	1:18.979	2:36.909
81	1:25.693	2:33.065	81	1:28.462	2:34.130	117	1:26.847	2:33.989	117	1:32.363	2:34.038
11	1:38.544	2:35.882	11	1:43.593	2:36.410	81	1:42.497	2:33.175	81	1:52.337	2:38.362
42	1:39.014	2:41.160	42	1:46.647	2:38.994	11	2:00.441	2:35.988	11	2:06.906	2:34.987
3	1:46.782	2:43.317	41	1:59.119	2:39.779	42	2:06.528	2:39.021	42	2:15.692	2:37.686
33	1:46.790	2:42.884	3	2:01.767	2:46.346	41	2:18.709	2:38.730	41	2:28.090	2:37.903
41	1:50.701	2:41.645	57	2:18.324	2:42.394	3	2:27.518	2:44.891	3	2:50.271	2:51.275
57	2:07.291	2:42.857									
43	2:11.600	2:47.586									

Weather / Track : Overcast / Damp

Results can be found at www.tsl-timing.com

Page 2 of 2

Silverstone GP

Circuit Length = 3.6604 miles

Start: 15:03 Flag 15:25 End: 15:28

Printed - 15:31 Saturday, 18 May 2019

Silverstone International Trophy

HSCC Dunlop Saloon Car Cup

RACE 2 - POSITION CHART

No	Name	Lap										
		Pos	1	2	3	4	5	6	7	8	9	
63	GOFF	1	1	63	63	63	63	63	63	63	123	60
1	THOMAS	2	63	1	1	50	50	50	50	50	50	123
29	WOOD	3	64	64	64	1	60	60	123	60	50	
64	WHIGHT	4	29	29	29	60	123	123	60	63	79	
81	GOFF	5	50	50	50	64	64	64	29	79	29	
10	SMITH	6	60	60	60	29	1	29	64	29	64	
60	WRIGHT	7	123	123	123	123	29	1	79	64	12	
50	EATON	8	12	12	12	12	12	79	1	12	10	
12	HANSON	9	117	117	117	117	79	12	12	1	1	
11	IRMLER	10	10	10	10	79	117	117	10	10	117	
43	GUEST	11	3	27	27	10	10	10	117	117	81	
42	POCHCIOL	12	27	42	79	42	81	81	81	81	11	
27	SCOTT	13	42	79	42	81	42	11	11	11	42	
123	WOOD	14	41	3	3	3	11	42	42	42	41	
41	POCHCIOL	15	11	11	11	11	3	3	41	41	3	
33	BURROWS	16	43	41	81	33	33	33	3	3		
57	GOMM	17	79	43	41	41	41	41	57	57		
79	JONES	18	33	33	33	27	43	57	43	43		
67	ABSOLOM	19	67	81	43	43	57	43	188	188		
3	PEARSON	20	57	67	67	67	27	188				
188	HAINES	21	81	57	57	57	188					
117	WRATHALL	22	188	188	188	188	67					

Weather / Track : Overcast / Damp

Results can be found at www.tsl-timing.com

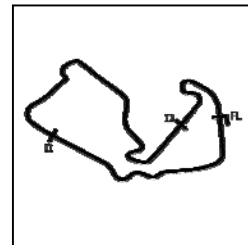
Silverstone GP
 Circuit Length = 3.6604 miles
 Start: 15:03 Flag 15:25 End: 15:28

Printed - 15:32 Saturday, 18 May 2019

Silverstone International Trophy

HSCC Dunlop Saloon Car Cup

RACE 2 - SECTOR ANALYSIS



SECTOR 1 = FL to I1, SECTOR 2 = I1 to I2, SECTOR 3 = I2 to FL, DIFF = Difference To Personal Best Lap, P = Crossed Finish Line in Pit Lane, D = Time Disallowed

P1 60 GA1 Mark WRIGHT		Ford Sierra RS500								
IDEAL LAP TIME : 2:20.395			BEST LAP TIME : 2:20.956			DIFFERENCE : 0.561				
LAP	SECTOR 1		SECTOR 2		SECTOR 3		LAP TIME	MPH	DIFF	TIME OF DAY
1 -		128.0	1:24.612	116.9	29.973	116.6	2:49.763	77.62	28.807	15:06:16.219
2 -	47.208	139.8	1:20.501	122.4	27.662	121.1	2:35.371	84.81	14.415	15:08:51.590
3 -	45.519	141.2	1:17.922	125.9	26.617	126.4	2:30.058	87.81	9.102	15:11:21.648
4 -	43.648	140.6	1:17.406	122.6	27.614	119.3	2:28.668	88.63	7.712	15:13:50.316
5 -	44.362	141.5	1:14.254	131.8	25.934	125.9	2:24.550	91.16	3.594	15:16:14.866
6 -	43.410	144.6	1:13.182	127.5	25.785	126.2	2:22.377 (2)	92.55	1.421	15:18:37.243
7 -	43.233	144.3	1:13.878	132.8	25.798	124.3	2:22.909 (3)	92.21	1.953	15:21:00.152
8 -	42.479	144.9	1:12.131	130.3	26.346	124.5	2:20.956 (1)	93.48		15:23:21.108
9 -	43.387	140.1	1:12.900	127.8	26.950	112.9	2:23.237	91.99	2.281	15:25:44.345

P2 123 GA6 Ric WOOD		Holden Commodore								
IDEAL LAP TIME : 2:17.355			BEST LAP TIME : 2:17.887			DIFFERENCE : 0.532				
LAP	SECTOR 1		SECTOR 2		SECTOR 3		LAP TIME	MPH	DIFF	TIME OF DAY
1 -		124.7	1:24.962	114.3	29.306	115.7	2:54.194	75.65	36.307	15:06:20.650
2 -	47.209	135.8	1:19.013	123.1	28.197	120.2	2:34.419	85.33	16.532	15:08:55.069
3 -	45.678	137.5	1:16.833	124.5	26.986	125.0	2:29.497	88.14	11.610	15:11:24.566
4 -	44.100	144.9	1:16.128	118.7	27.387	122.9	2:27.615	89.27	9.728	15:13:52.181
5 -	45.224	146.8	1:13.692	134.2	25.783	127.4	2:24.699	91.07	6.812	15:16:16.880
6 -	43.475	150.8	1:11.932	135.0	25.499	130.4	2:20.906 (3)	93.52	3.019	15:18:37.786
7 -	42.842	147.8	1:12.168	137.7	25.140	128.1	2:20.150 (2)	94.02	2.263	15:20:57.936
8 -	41.942	152.8	1:10.273	135.8	25.672	126.7	2:17.887 (1)	95.56		15:23:15.823
9 -	44.630	142.1	1:15.619	97.3	28.515	113.1	2:28.764	88.58	10.877	15:25:44.587

P3 50 GA6 Abigail EATON		Holden Commodore								
IDEAL LAP TIME : 2:20.970			BEST LAP TIME : 2:21.463			DIFFERENCE : 0.493				
LAP	SECTOR 1		SECTOR 2		SECTOR 3		LAP TIME	MPH	DIFF	TIME OF DAY
1 -		127.3	1:24.432	116.5	29.100	112.4	2:49.063	77.94	27.600	15:06:15.519
2 -	47.083	130.0	1:20.198	120.9	27.680	117.0	2:34.961	85.03	13.498	15:08:50.480
3 -	45.172	143.0	1:17.233	126.6	27.049	117.8	2:29.454	88.17	7.991	15:11:19.934
4 -	44.923	138.0	1:17.138	120.6	27.179	120.6	2:29.240	88.29	7.777	15:13:49.174
5 -	43.849	144.6	1:15.109	132.6	26.039	121.7	2:24.997	90.88	3.534	15:16:14.171
6 -	42.713	150.1	1:13.029	134.2	26.022	124.7	2:21.764 (2)	92.95	0.301	15:18:35.935
7 -	42.537	150.8	1:13.401	136.1	25.954	126.2	2:21.892 (3)	92.87	0.429	15:20:57.827
8 -	43.030	151.8	1:12.721	133.9	25.712	125.7	2:21.463 (1)	93.15		15:23:19.290
9 -	45.483	141.5	1:13.428	133.1	26.721	115.9	2:25.632	90.48	4.169	15:25:44.922

P4 79 ST1 Mark JONES		Renault Laguna								
IDEAL LAP TIME : 2:20.959			BEST LAP TIME : 2:20.959			DIFFERENCE : 0.000				
LAP	SECTOR 1		SECTOR 2		SECTOR 3		LAP TIME	MPH	DIFF	TIME OF DAY
1 -		110.3	1:32.579	105.3	29.731	112.4	3:05.583	71.00	44.624	15:06:32.039
2 -	51.397	131.0	1:23.300	121.1	27.679	118.7	2:42.376	81.15	21.417	15:09:14.415
3 -	48.198	133.1	1:18.718	121.1	27.118	119.7	2:34.034	85.55	13.075	15:11:48.449
4 -	50.264	133.4	1:17.254	124.0	26.589	119.5	2:34.107	85.51	13.148	15:14:22.556
5 -	45.378	135.0	1:17.067	124.7	26.244	120.2	2:28.689	88.62	7.730	15:16:51.245
6 -	45.268	135.2	1:14.268	124.7	25.981	120.6	2:25.517	90.55	4.558	15:19:16.762
7 -	43.820	135.5	1:14.981	125.6	25.953	121.1	2:24.754 (3)	91.03	3.795	15:21:41.516
8 -	43.388	135.0	1:15.603	125.6	25.649	121.1	2:24.640 (2)	91.10	3.681	15:24:06.156
9 -	43.294	135.5	1:12.209	126.1	25.456	121.1	2:20.959 (1)	93.48		15:26:27.115

P5 29 GA6 Steven WOOD		Volkswagen Golf GTI								
IDEAL LAP TIME : 2:31.320			BEST LAP TIME : 2:32.299			DIFFERENCE : 0.979				
LAP	SECTOR 1		SECTOR 2		SECTOR 3		LAP TIME	MPH	DIFF	TIME OF DAY
1 -		119.1	1:21.803	111.1	27.894	113.1	2:42.256	81.21	9.957	15:06:08.712
2 -	48.866	124.9	1:19.574	116.9	27.777	115.7	2:36.217	84.35	3.918	15:08:44.929
3 -	47.156	128.8	1:18.709	117.7	27.575	112.4	2:33.440	85.88	1.141	15:11:18.369
4 -	46.591	131.0	1:19.522	121.1	27.186	114.7	2:33.299	85.96	1.000	15:13:51.668

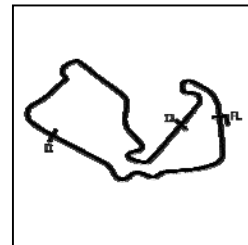
Weather / Track : Overcast / Damp

Silverstone GP
Circuit Length = 3.6604 miles
Start: 15:03 Flag 15:25 End: 15:28

Silverstone International Trophy

HSCC Dunlop Saloon Car Cup

RACE 2 - SECTOR ANALYSIS



SECTOR 1 = FL to I1, SECTOR 2 = I1 to I2, SECTOR 3 = I2 to FL, DIFF = Difference To Personal Best Lap, P = Crossed Finish Line in Pit Lane, D = Time Disallowed

5 -	47.162	132.8	1:22.133	115.9	28.473	113.1	2:37.768	83.52	5.469	15:16:29.436
6 -	47.534	131.8	1:18.854	122.0	27.061	115.3	2:33.449	85.87	1.150	15:19:02.885
7 -	46.969	130.0	1:17.941	122.9	27.389	112.9	2:32.299 (1)	86.52		15:21:35.184
8 -	46.318	127.5	1:18.970	118.7	27.613	113.5	2:32.901 (3)	86.18	0.602	15:24:08.085
9 -	46.578	133.1	1:18.369	122.2	27.756	113.5	2:32.703 (2)	86.29	0.404	15:26:40.788

P6		64 ST1		Paul WHIGHT		Honda Accord				
IDEAL LAP TIME : 2:32.207		BEST LAP TIME : 2:33.000		DIFFERENCE : 0.793						
LAP	SECTOR 1		SECTOR 2		SECTOR 3		LAP TIME	MPH	DIFF	TIME OF DAY
1 -			121.1		27.864	114.9	2:38.540	83.11	5.540	15:06:04.996
2 -			117.9		28.221	114.3	2:34.429	85.33	1.429	15:08:39.425
3 -	47.021	131.0	1:19.559	111.2	28.658	115.5	2:35.238	84.88	2.238	15:11:14.663
4 -	47.646	129.8	1:19.820	117.1	28.465	112.4	2:35.931	84.51	2.931	15:13:50.594
5 -	47.658	132.3	1:21.258	114.1	27.957	114.1	2:36.873	84.00	3.873	15:16:27.467
6 -	46.882	131.0	1:19.094	121.3	27.531	113.9	2:33.507 (3)	85.84	0.507	15:19:00.974
7 -	49.255	126.3	1:18.879	121.7	27.853	114.3	2:35.987	84.48	2.987	15:21:36.961
8 -	46.203	132.3	1:19.204	120.2	27.709	114.5	2:33.116 (2)	86.06	0.116	15:24:10.077
9 -	46.045	134.7	1:18.631	121.5	28.324	115.3	2:33.000 (1)	86.12		15:26:43.077

P7		12 GA4		James HANSON		Ford Capri					
IDEAL LAP TIME : 2:31.239		BEST LAP TIME : 2:31.239		DIFFERENCE : 0.000							
LAP	SECTOR 1		SECTOR 2		SECTOR 3		LAP TIME	MPH	DIFF	TIME OF DAY	
1 -			122.4	1:26.408	105.1	30.269	107.9	2:55.646	75.02	24.407	15:06:22.102
2 -	49.546	124.7	1:21.951	112.5	28.909	109.4	2:40.406	82.15	9.167	15:09:02.508	
3 -	47.666	126.3	1:19.536	113.3	28.440	109.2	2:35.642	84.66	4.403	15:11:38.150	
4 -	47.356	126.6	1:19.086	115.9	28.144	109.0	2:34.586	85.24	3.347	15:14:12.736	
5 -	47.088	127.0	1:18.664	116.9	28.174	108.3	2:33.926	85.61	2.687	15:16:46.662	
6 -	46.509	126.8	1:17.975	115.3	28.152	109.4	2:32.636 (2)	86.33	1.397	15:19:19.298	
7 -	46.616	125.9	1:18.354	117.3	27.839	109.2	2:32.809 (3)	86.23	1.570	15:21:52.107	
8 -	46.541	126.6	1:18.892	118.1	27.949	109.2	2:33.382	85.91	2.143	15:24:25.489	
9 -	46.041	126.8	1:17.487	117.3	27.711	109.4	2:31.239 (1)	87.13		15:26:56.728	

P8		10 GA2		Mark SMITH		BMW E30 M3					
IDEAL LAP TIME : 2:26.902		BEST LAP TIME : 2:27.179		DIFFERENCE : 0.277							
LAP	SECTOR 1		SECTOR 2		SECTOR 3		LAP TIME	MPH	DIFF	TIME OF DAY	
1 -			121.7	1:27.667	108.9	31.417	106.7	2:57.985	74.03	30.806	15:06:24.441
2 -	51.155	121.1	1:23.388	122.0	28.969	111.2	2:43.512	80.59	16.333	15:09:07.953	
3 -	48.918	130.8	1:21.497	120.4	28.345	112.2	2:38.760	83.00	11.581	15:11:46.713	
4 -	53.831	128.8	1:20.779	122.6	27.870	112.8	2:42.480	81.10	15.301	15:14:29.193	
5 -	47.849	131.0	1:18.855	123.5	27.556	113.1	2:34.260	85.42	7.081	15:17:03.453	
6 -	46.678	128.0	1:17.160	124.7	26.963	113.1	2:30.801	87.38	3.622	15:19:34.254	
7 -	46.290	131.3	1:16.642	124.5	26.609	115.9	2:29.541 (3)	88.12	2.362	15:22:03.795	
8 -	45.380	127.0	1:15.912	122.4	26.743	112.6	2:28.035 (2)	89.01	0.856	15:24:31.830	
9 -	44.913	131.8	1:16.189	124.2	26.077	117.4	2:27.179 (1)	89.53		15:26:59.009	

P9		1 GA1		Julian THOMAS		Ford Sierra RS500					
IDEAL LAP TIME : 2:33.088		BEST LAP TIME : 2:33.516		DIFFERENCE : 0.428							
LAP	SECTOR 1		SECTOR 2		SECTOR 3		LAP TIME	MPH	DIFF	TIME OF DAY	
1 -			137.7	1:18.980	113.7	28.502	116.8	2:35.606 (2)	84.68	2.090	15:06:02.062
2 -	46.031	142.4	1:19.062	106.3	28.423	117.0	2:33.516 (1)	85.83		15:08:35.578	
3 -	46.981	129.5	1:21.211	109.8	29.619	107.6	2:37.811	83.50	4.295	15:11:13.389	
4 -	47.121	137.2	1:20.793	118.9	28.822	117.2	2:36.736 (3)	84.07	3.220	15:13:50.125	
5 -	47.162	132.8	1:22.872	101.9	29.005	114.7	2:39.039	82.85	5.523	15:16:29.164	
6 -	47.088	142.7	1:22.630	114.3	29.410	116.1	2:39.128	82.81	5.612	15:19:08.292	
7 -	47.005	143.7	1:22.785	105.6	29.581	111.4	2:39.371	82.68	5.855	15:21:47.663	
8 -	47.899	125.9	1:22.242	107.5	28.611	112.8	2:38.752	83.00	5.236	15:24:26.415	
9 -	47.439	138.6	1:21.393	117.3	28.077	110.7	2:36.909	83.98	3.393	15:27:03.324	

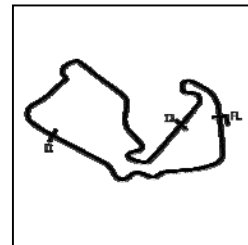
Weather / Track : Overcast / Damp

Silverstone GP
Circuit Length = 3.6604 miles
Start: 15:03 Flag 15:25 End: 15:28

Silverstone International Trophy

HSCC Dunlop Saloon Car Cup

RACE 2 - SECTOR ANALYSIS



SECTOR 1 = FL to I1, SECTOR 2 = I1 to I2, SECTOR 3 = I2 to FL, DIFF = Difference To Personal Best Lap, P = Crossed Finish Line in Pit Lane, D = Time Disallowed

P10 117 GN3 Frank WRATHALL				Ford Capri						
IDEAL LAP TIME : 2:33.797		BEST LAP TIME : 2:33.989		DIFFERENCE : 0.192						
LAP	SECTOR 1		SECTOR 2		SECTOR 3		LAP TIME	MPH	DIFF	TIME OF DAY
1 -			112.0		30.649	111.0	2:56.857	74.51	22.868	15:06:23.313
2 -			119.4		28.737	113.5	2:41.975	81.35	7.986	15:09:05.288
3 -	47.886	130.3	1:20.933	119.1	28.795	112.6	2:37.614	83.60	3.625	15:11:42.902
4 -	47.991	129.3	1:20.530	118.9	28.725	112.4	2:37.246	83.80	3.257	15:14:20.148
5 -	47.594	129.5	1:21.892	119.4	28.356	111.4	2:37.842	83.48	3.853	15:16:57.990
6 -	47.457	130.5	1:19.526	119.6	28.465	112.2	2:35.448	84.77	1.459	15:19:33.438
7 -	47.143	124.2	1:19.559	118.1	28.541	112.6	2:35.243 (3)	84.88	1.254	15:22:08.681
8 -	46.454	130.5	1:19.024	120.4	28.511	110.9	2:33.989 (1)	85.57		15:24:42.670
9 -	46.622	130.3	1:18.987	117.9	28.429	111.4	2:34.038 (2)	85.54	0.049	15:27:16.708

P11 81 GA1 Ian GOFF				Ford Sierra RS500						
IDEAL LAP TIME : 2:31.069		BEST LAP TIME : 2:33.065		DIFFERENCE : 1.996						
LAP	SECTOR 1		SECTOR 2		SECTOR 3		LAP TIME	MPH	DIFF	TIME OF DAY
1 -		107.8	1:35.592	107.0	30.708	106.4	3:13.378	68.14	40.313	15:06:39.834
2 -	51.166	124.7	1:26.988	115.9	27.843	113.9	2:45.997	79.38	12.932	15:09:25.831
3 -	46.993	123.1	1:23.650	110.9	28.687	112.9	2:39.330	82.70	6.265	15:12:05.161
4 -	47.331	127.5	1:22.514	99.8	28.924	113.7	2:38.769	82.99	5.704	15:14:43.930
5 -	46.264	129.5	1:19.989	114.5	27.767	113.1	2:34.020 (3)	85.55	0.955	15:17:17.950
6 -	46.503	132.6	1:18.703	116.5	27.859	115.1	2:33.065 (1)	86.09		15:19:51.015
7 -	47.647	129.3	1:19.162	120.6	27.321	112.6	2:34.130	85.49	1.065	15:22:25.145
8 -	48.234	130.8	1:17.484	121.1	27.457	111.6	2:33.175 (2)	86.03	0.110	15:24:58.320
9 -	46.795	131.5	1:23.419	107.3	28.148	111.0	2:38.362	83.21	5.297	15:27:36.682

P12 11 ST1 Steffan IRMLER				Opel Vectra						
IDEAL LAP TIME : 2:34.287		BEST LAP TIME : 2:34.987		DIFFERENCE : 0.700						
LAP	SECTOR 1		SECTOR 2		SECTOR 3		LAP TIME	MPH	DIFF	TIME OF DAY
1 -			101.2		41.024	104.7	3:03.958	71.63	28.971	15:06:30.414
2 -	53.187	119.8	1:26.560	104.6	29.937	106.0	2:49.684	77.66	14.697	15:09:20.098
3 -	51.391	107.7	1:23.549	106.8	29.677	109.7	2:44.617	80.05	9.630	15:12:04.715
4 -	51.021	112.9	1:23.284	105.5	29.180	111.2	2:43.485	80.60	8.498	15:14:48.200
5 -	49.803	119.4	1:20.802	115.1	29.179	110.7	2:39.784	82.47	4.797	15:17:27.984
6 -	48.752	119.1	1:19.019	119.1	28.111	115.9	2:35.882 (2)	84.53	0.895	15:20:03.866
7 -	48.390	122.6	1:19.786	109.8	28.234	111.0	2:36.410	84.25	1.423	15:22:40.276
8 -	48.008	123.5	1:19.876	114.9	28.104	112.8	2:35.988 (3)	84.47	1.001	15:25:16.264
9 -	48.539	122.9	1:19.188	115.9	27.260	112.8	2:34.987 (1)	85.02		15:27:51.251

P13 42 GA4 Paul POCHCIOL				Ford Capri						
IDEAL LAP TIME : 2:37.650		BEST LAP TIME : 2:37.686		DIFFERENCE : 0.036						
LAP	SECTOR 1		SECTOR 2		SECTOR 3		LAP TIME	MPH	DIFF	TIME OF DAY
1 -		122.6	1:29.794	108.7	30.682	105.0	3:01.006	72.80	23.320	15:06:27.462
2 -	51.222	126.6	1:24.353	114.3	29.651	107.9	2:45.226	79.75	7.540	15:09:12.688
3 -	50.081	127.3	1:23.725	113.9	29.898	104.5	2:43.704	80.49	6.018	15:11:56.392
4 -	50.079	126.1	1:23.934	112.2	29.607	109.2	2:43.620	80.53	5.934	15:14:40.012
5 -	50.297	122.9	1:23.591	112.7	29.276	105.7	2:43.164	80.76	5.478	15:17:23.176
6 -	49.908	126.8	1:21.923	114.9	29.329	107.8	2:41.160	81.76	3.474	15:20:04.336
7 -	49.025	127.5	1:20.825	117.3	29.144	106.9	2:38.994 (2)	82.88	1.308	15:22:43.330
8 -	49.122	128.5	1:21.290	116.7	28.609	109.6	2:39.021 (3)	82.86	1.335	15:25:22.351
9 -	48.672	128.0	1:20.861	119.1	28.153	108.3	2:37.686 (1)	83.56		15:28:00.037

P14 41 GN3 George POCHCIOL				Ford Capri						
IDEAL LAP TIME : 2:37.236		BEST LAP TIME : 2:37.903		DIFFERENCE : 0.667						
LAP	SECTOR 1		SECTOR 2		SECTOR 3		LAP TIME	MPH	DIFF	TIME OF DAY
1 -		120.0	1:29.447	107.0	30.954	106.9	3:02.197	72.32	24.294	15:06:28.653
2 -	51.476	122.4	1:30.791	107.3	29.995	106.2	2:52.262	76.49	14.359	15:09:20.915
3 -	51.114	114.5	1:26.117	113.7	29.386	107.1	2:46.617	79.09	8.714	15:12:07.532
4 -	49.643	125.4	1:23.754	109.8	29.230	110.7	2:42.627	81.03	4.724	15:14:50.159

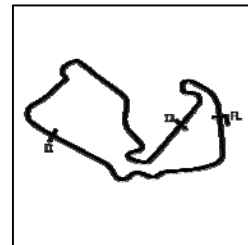
Weather / Track : Overcast / Damp

Silverstone GP
Circuit Length = 3.6604 miles
Start: 15:03 Flag 15:25 End: 15:28

Silverstone International Trophy

HSCC Dunlop Saloon Car Cup

RACE 2 - SECTOR ANALYSIS



SECTOR 1 = FL to I1, SECTOR 2 = I1 to I2, SECTOR 3 = I2 to FL, DIFF = Difference To Personal Best Lap, P = Crossed Finish Line in Pit Lane, D = Time Disallowed

5 -	49.146	128.0	1:22.331	117.7	32.742	106.4	2:44.219	80.24	6.316	15:17:34.378
6 -	50.478	127.3	1:22.364	115.7	28.803	109.7	2:41.645	81.52	3.742	15:20:16.023
7 -	48.385	128.0	1:23.088	115.9	28.306	109.2	2:39.779 (3)	82.47	1.876	15:22:55.802
8 -	47.825	128.0	1:21.511	116.3	29.394	108.3	2:38.730 (2)	83.02	0.827	15:25:34.532
9 -	47.983	128.0	1:21.105	116.7	28.815	107.9	2:37.903 (1)	83.45		15:28:12.435

P15		3 ST4		John PEARSON		Alfa Romeo 156SP				
IDEAL LAP TIME : 2:42.017		BEST LAP TIME : 2:43.149		DIFFERENCE : 1.132						
LAP	SECTOR 1	SECTOR 2	SECTOR 3	LAP TIME	MPH	DIFF	TIME OF DAY			
1 -		122.6	1:24.302	115.3	31.355	106.4	2:58.346	73.88	15.197	15:06:24.802
2 -	50.614	123.8	1:32.368	111.2	29.929	105.2	2:52.911	76.21	9.762	15:09:17.713
3 -	49.430	123.3	1:23.069	113.5	30.650	100.1	2:43.149 (1)	80.77		15:12:00.862
4 -	50.574	122.2	1:23.592	113.5	29.823	103.2	2:43.989	80.35	0.840	15:14:44.851
5 -	49.574	121.5	1:23.108	112.5	31.254	102.5	2:43.936 (3)	80.38	0.787	15:17:28.787
6 -	50.120	122.6	1:23.300	112.0	29.897	102.9	2:43.317 (2)	80.68	0.168	15:20:12.104
7 -	49.372	123.5	1:26.991	111.6	29.983	102.7	2:46.346	79.21	3.197	15:22:58.450
8 -	52.003	120.0	1:23.312	111.2	29.576	104.5	2:44.891	79.91	1.742	15:25:43.341
9 -	52.462	112.5	1:27.909	100.3	30.904	95.4	2:51.275	76.93	8.126	15:28:34.616

P16		57 GA5		Joe GOMM		Ford Escort Mk1				
IDEAL LAP TIME : 2:41.102		BEST LAP TIME : 2:41.102		DIFFERENCE : 0.000						
LAP	SECTOR 1	SECTOR 2	SECTOR 3	LAP TIME	MPH	DIFF	TIME OF DAY			
1 -		109.8	1:36.174	108.5	30.856	101.4	3:13.323	68.16	32.221	15:06:39.779
2 -	55.031	116.5	1:27.942	113.1	30.575	104.3	2:53.548	75.93	12.446	15:09:33.327
3 -	51.735	123.3	1:25.741	110.7	29.366	106.7	2:46.842	78.98	5.740	15:12:20.169
4 -	51.836	120.9	1:24.131	112.5	29.589	100.8	2:45.556	79.59	4.454	15:15:05.725
5 -	50.915	128.3	1:24.204	106.8	28.912	109.0	2:44.031	80.33	2.929	15:17:49.756
6 -	51.061	126.8	1:22.521	112.7	29.275	108.7	2:42.857 (3)	80.91	1.755	15:20:32.613
7 -	50.780	125.2	1:23.135	117.1	28.479	111.2	2:42.394 (2)	81.14	1.292	15:23:15.007
8 -	50.383	108.7	1:22.437	116.9	28.282	108.5	2:41.102 (1)	81.79		15:25:56.109

P17		43 GA2		Frank GUEST		Alfa Romeo GTV6				
IDEAL LAP TIME : 2:46.728		BEST LAP TIME : 2:47.586		DIFFERENCE : 0.858						
LAP	SECTOR 1	SECTOR 2	SECTOR 3	LAP TIME	MPH	DIFF	TIME OF DAY			
1 -		113.9	1:32.604	103.0	30.830	102.9	3:05.226	71.14	17.640	15:06:31.682
2 -	53.215	117.3	1:26.776	105.3	30.362	103.8	2:50.353	77.35	2.767	15:09:22.035
3 -	50.884	116.3	1:27.447	106.6	30.234	102.5	2:48.565 (2)	78.17	0.979	15:12:10.600
4 -	51.674	116.3	1:26.875	100.9	30.904	101.3	2:49.453	77.76	1.867	15:15:00.053
5 -	52.038	113.1	1:26.695	99.4	30.550	101.8	2:49.283 (3)	77.84	1.697	15:17:49.336
6 -	51.574	115.3	1:25.819	104.8	30.193	102.4	2:47.586 (1)	78.63		15:20:36.922
7 -	51.078	115.1	1:26.027	104.0	36.663	95.8	2:53.768	75.83	6.182	15:23:30.690
8 -	54.853	100.1	1:28.919	103.4	30.025	98.4	2:53.797	75.82	6.211	15:26:24.487

P18		188 GN3		Ronnie HAINES		Ford Escort Mk1				
IDEAL LAP TIME : 2:49.837		BEST LAP TIME : 2:49.837		DIFFERENCE : 0.000						
LAP	SECTOR 1	SECTOR 2	SECTOR 3	LAP TIME	MPH	DIFF	TIME OF DAY			
1 -		106.0	1:36.842	101.2	32.323	98.4	3:16.489	67.06	26.652	15:06:42.945
2 -	53.916	121.7	1:29.396	113.5	31.750	97.2	2:55.062	75.27	5.225	15:09:38.007
3 -	52.977	126.3	1:28.754	114.7	31.015	101.6	2:52.746	76.28	2.909	15:12:30.753
4 -	53.472	116.7	1:28.757	113.9	30.893	101.9	2:53.122	76.11	3.285	15:15:23.875
5 -	52.736	125.4	1:29.174	109.1	31.225	98.0	2:53.135	76.11	3.298	15:18:17.010
6 -	53.009	120.2	1:28.440	110.7	30.600	101.0	2:52.049 (3)	76.59	2.212	15:21:09.059
7 -	51.709	124.9	1:27.663	115.7	30.465	101.1	2:49.837 (1)	77.59		15:23:58.896
8 -	52.441	124.0	1:27.846	114.9	30.704	98.7	2:50.991 (2)	77.06	1.154	15:26:49.887

P19		63 ST2		Max GOFF		BMW E36 M3				
IDEAL LAP TIME : 2:24.862		BEST LAP TIME : 2:25.152		DIFFERENCE : 0.290						
LAP	SECTOR 1	SECTOR 2	SECTOR 3	LAP TIME	MPH	DIFF	TIME OF DAY			
1 -			123.1	27.529	118.0		2:36.173	84.37	11.021	15:06:02.629

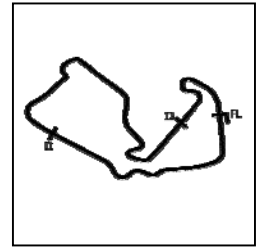
Weather / Track : Overcast / Damp

Silverstone GP
Circuit Length = 3.6604 miles
Start: 15:03 Flag 15:25 End: 15:28

Silverstone International Trophy

HSCC Dunlop Saloon Car Cup

RACE 2 - SECTOR ANALYSIS



SECTOR 1 = FL to I1, SECTOR 2 = I1 to I2, SECTOR 3 = I2 to FL, DIFF = Difference To Personal Best Lap, P = Crossed Finish Line in Pit Lane, D = Time Disallowed

2 -				122.2	26.723	118.9	2:29.557	88.11	4.405	15:08:32.186
3 -				122.6	26.501	119.1	2:25.577 (2)	90.52	0.425	15:10:57.763
4 -	44.661	131.5	1:17.432	123.1	26.460	117.0	2:28.553 (3)	88.70	3.401	15:13:26.316
5 -	44.284	132.3	1:14.118	120.4	26.750	115.3	2:25.152 (1)	90.78		15:15:51.468
6 -	45.605	116.9	1:19.748	108.9	28.501	109.4	2:33.854	85.65	8.702	15:18:25.322
7 -	46.007	127.0	1:16.694	105.3	28.660	104.5	2:31.361	87.06	6.209	15:20:56.683
8 -	48.903	108.2	1:26.249	89.8	IN PIT		2:56.881 P	74.50	31.729	15:23:53.564

P20	33	ST4	Richard BURROWS	Peugeot 406						
IDEAL LAP TIME : 2:39.129			BEST LAP TIME : 2:39.365		DIFFERENCE : 0.236					
LAP	SECTOR 1		SECTOR 2		SECTOR 3		LAP TIME	MPH	DIFF	TIME OF DAY

1 -		115.3	1:32.923	98.1	31.840	97.8	3:07.961	70.10	28.596	15:06:34.417
2 -	51.832	118.3	1:26.834	104.8	29.843	110.1	2:48.509	78.20	9.144	15:09:22.926
3 -	50.365	109.8	1:26.015	113.9	29.046	110.1	2:45.426	79.65	6.061	15:12:08.352
4 -	49.876	123.5	1:22.701	114.3	28.934	109.6	2:41.511 (2)	81.59	2.146	15:14:49.863
5 -	49.337	124.9	1:21.503	115.9	28.525	108.8	2:39.365 (1)	82.68		15:17:29.228
6 -	49.237	123.8	1:23.772	113.3	29.875	104.3	2:42.884 (3)	80.90	3.519	15:20:12.112

P21	27	ST2	Allan SCOTT	Mazda 323F						
IDEAL LAP TIME : 2:37.839			BEST LAP TIME : 2:37.839		DIFFERENCE : 0.000					
LAP	SECTOR 1		SECTOR 2		SECTOR 3		LAP TIME	MPH	DIFF	TIME OF DAY

1 -		122.2	1:28.909	108.9	30.596	108.1	2:58.673 (3)	73.75	20.834	15:06:25.129
2 -	51.047	120.6	1:24.816	116.1	28.020	113.5	2:43.883 (2)	80.40	6.044	15:09:09.012
3 -	48.414	129.0	1:21.579	116.7	27.846	112.6	2:37.839 (1)	83.48		15:11:46.851
4 -	1:00.171	125.2	1:35.057	99.1	28.351	109.9	3:03.579	71.78	25.740	15:14:50.430
5 -	49.269	128.3	1:22.269	119.4	IN PIT		3:11.161 P	68.93	33.322	15:18:01.591

P22	67	ST2	Tony ABSOLOM	Vauxhall Cavalier						
IDEAL LAP TIME : 2:45.258			BEST LAP TIME : 2:46.265		DIFFERENCE : 1.007					
LAP	SECTOR 1		SECTOR 2		SECTOR 3		LAP TIME	MPH	DIFF	TIME OF DAY

1 -		125.4	1:38.568	112.9	31.344	106.5	3:12.122	68.59	25.857	15:06:38.578
2 -	52.411	126.1	1:27.244	106.5	29.869	112.0	2:49.524 (3)	77.73	3.259	15:09:28.102
3 -	50.757	126.3	1:25.978	112.5	29.981	112.4	2:46.716 (2)	79.04	0.451	15:12:14.818
4 -	49.606	124.0	1:25.783	102.4	30.876	108.8	2:46.265 (1)	79.25		15:15:01.083
5 -	52.027	116.5	1:54.081	44.9	IN PIT		3:44.458 P	58.70	58.193	15:18:45.541

Silverstone International Trophy

HSCC Dunlop Saloon Car Cup

RACE 2 - BEST SECTORS

SECTOR 1			SECTOR 2			SECTOR 3			IDEAL / BEST COMPARISON						
POS	NO	NAME	TIME	NO	NAME	TIME	NO	NAME	TIME	POS	NO	NAME	IDEAL	BEST	DIFF
													PERFECT LAP	2:17.355	
1	123	WOOD	41.942	123	WOOD	1:10.273	123	WOOD	25.140	1	123	WOOD	2:17.355	2:17.887	0.532
2	60	WRIGHT	42.479	60	WRIGHT	1:12.131	79	JONES	25.456	2	60	WRIGHT	2:20.395	2:20.956	0.561
3	50	EATON	42.537	79	JONES	1:12.209	50	EATON	25.712	3	79	JONES	2:20.959	2:20.959	0.000
4	79	JONES	43.294	50	EATON	1:12.721	60	WRIGHT	25.785	4	50	EATON	2:20.970	2:21.463	0.493
5	63	GOFF	44.284	63	GOFF	1:14.118	10	SMITH	26.077	5	63	GOFF	2:24.862	2:25.152	0.290
6	10	SMITH	44.913	10	SMITH	1:15.912	63	GOFF	26.460	6	10	SMITH	2:26.902	2:27.179	0.277
7	1	THOMAS	46.031	81	GOFF	1:17.484	29	WOOD	27.061	7	81	GOFF	2:31.069	2:33.065	1.996
8	12	HANSON	46.041	12	HANSON	1:17.487	11	IRMLER	27.260	8	12	HANSON	2:31.239	2:31.239	0.000
9	64	WHIGHT	46.045	29	WOOD	1:17.941	81	GOFF	27.321	9	29	WOOD	2:31.320	2:32.299	0.979
10	81	GOFF	46.264	64	WHIGHT	1:18.631	64	WHIGHT	27.531	10	64	WHIGHT	2:32.207	2:33.000	0.793
11	29	WOOD	46.318	1	THOMAS	1:18.980	12	HANSON	27.711	11	1	THOMAS	2:33.088	2:33.516	0.428
12	117	WRATHALL	46.454	117	WRATHALL	1:18.987	27	SCOTT	27.846	12	117	WRATHALL	2:33.797	2:33.989	0.192
13	41	POCHCIOL	47.825	11	IRMLER	1:19.019	1	THOMAS	28.077	13	11	IRMLER	2:34.287	2:34.987	0.700
14	11	IRMLER	48.008	42	POCHCIOL	1:20.825	42	POCHCIOL	28.153	14	41	POCHCIOL	2:37.236	2:37.903	0.667
15	27	SCOTT	48.414	41	POCHCIOL	1:21.105	57	GOMM	28.282	15	42	POCHCIOL	2:37.650	2:37.686	0.036
16	42	POCHCIOL	48.672	33	BURROWS	1:21.503	41	POCHCIOL	28.306	16	27	SCOTT	2:37.839	2:37.839	0.000
17	33	BURROWS	49.101	27	SCOTT	1:21.579	117	WRATHALL	28.356	17	33	BURROWS	2:39.129	2:39.365	0.236
18	3	PEARSON	49.372	57	GOMM	1:22.437	33	BURROWS	28.525	18	57	GOMM	2:41.102	2:41.102	0.000
19	67	ABSLOM	49.606	3	PEARSON	1:23.069	3	PEARSON	29.576	19	3	PEARSON	2:42.017	2:43.149	1.132
20	57	GOMM	50.383	67	ABSLOM	1:25.783	67	ABSLOM	29.869	20	67	ABSLOM	2:45.258	2:46.265	1.007
21	43	GUEST	50.884	43	GUEST	1:25.819	43	GUEST	30.025	21	43	GUEST	2:46.728	2:47.586	0.858
22	188	HAINES	51.709	188	HAINES	1:27.663	188	HAINES	30.465	22	188	HAINES	2:49.837	2:49.837	0.000

Weather / Track : Overcast / Damp

Silverstone GP

Circuit Length = 3.6604 miles

Start: 15:03 Flag 15:25 End: 15:28

Results can be found at www.tsl-timing.com

Printed - 15:30 Saturday, 18 May 2019

Silverstone International Trophy

HSCC Dunlop Saloon Car Cup

RACE 2 - BEST SPEEDS

POS	INTERMEDIATE 1			INTERMEDIATE 2			FINISH LINE		
	NO	NAME	MPH	NO	NAME	MPH	NO	NAME	MPH
1	123	WOOD	152.8	123	WOOD	137.7	123	WOOD	130.4
2	50	EATON	151.8	50	EATON	136.1	60	WRIGHT	126.4
3	60	WRIGHT	144.9	60	WRIGHT	132.8	50	EATON	126.2
4	1	THOMAS	143.7	79	JONES	126.1	79	JONES	121.1
5	79	JONES	135.5	10	SMITH	124.7	63	GOFF	119.1
6	64	WHIGHT	134.7	63	GOFF	123.1	10	SMITH	117.4
7	29	WOOD	133.1	29	WOOD	122.9	1	THOMAS	117.2
8	81	GOFF	132.6	64	WHIGHT	121.7	11	IRMLER	115.9
9	63	GOFF	132.3	81	GOFF	121.1	29	WOOD	115.7
10	10	SMITH	131.8	117	WRATHALL	120.4	64	WHIGHT	115.5
11	117	WRATHALL	130.5	27	SCOTT	119.4	81	GOFF	115.1
12	27	SCOTT	129.0	11	IRMLER	119.1	117	WRATHALL	113.5
13	42	POCHCIOL	128.5	42	POCHCIOL	119.1	27	SCOTT	113.5
14	57	GOMM	128.3	1	THOMAS	118.9	67	ABSOLOM	112.4
15	41	POCHCIOL	128.0	12	HANSON	118.1	57	GOMM	111.2
16	12	HANSON	127.0	41	POCHCIOL	117.7	41	POCHCIOL	110.7
17	188	HAINES	126.3	57	GOMM	117.1	33	BURROWS	110.1
18	67	ABSOLOM	126.3	33	BURROWS	115.9	42	POCHCIOL	109.6
19	33	BURROWS	124.9	188	HAINES	115.7	12	HANSON	109.4
20	3	PEARSON	123.8	3	PEARSON	115.3	3	PEARSON	106.4
21	11	IRMLER	123.5	67	ABSOLOM	112.9	43	GUEST	103.8
22	43	GUEST	117.3	43	GUEST	106.6	188	HAINES	101.9

Weather / Track : Overcast / Damp

Results can be found at www.tsl-timing.com

Silverstone GP

Circuit Length = 3.6604 miles

Start: 15:03 Flag 15:25 End: 15:28

Printed - 15:31 Saturday, 18 May 2019

Silverstone International Trophy

HSCC Dunlop Saloon Car Cup

RACE 2 - STATISTICS

Competitors Started 22
Planned Start 2019-05-18 @ 15:00:00.000
Actual Start 2019-05-18 @ 15:03:26.455
Finish Time 2019-05-18 @ 15:25:44.273
Track Length 3.6604mi.
Total Laps 183
Total Distance Covered 669.8710mi.

Session Fastest Lap History

NO	CL	NAME	LAP TIME	TIME OF DAY	LAP	VEHICLE
1	GA1	Julian THOMAS	2:35.606	15:06:02.054	1	Ford Sierra RS500
63	ST2	Max GOFF	2:29.557	15:08:32.199	2	BMW E36 M3
63	ST2	Max GOFF	2:25.577	15:10:57.777	3	BMW E36 M3
63	ST2	Max GOFF	2:25.152	15:15:51.482	5	BMW E36 M3
50	GA6	Abigail EATON	2:24.997	15:16:14.165	5	Holden Commodore
60	GA1	Mark WRIGHT	2:24.550	15:16:14.860	5	Ford Sierra RS500
50	GA6	Abigail EATON	2:21.764	15:18:35.928	6	Holden Commodore
123	GA6	Ric WOOD	2:20.906	15:18:37.779	6	Holden Commodore
123	GA6	Ric WOOD	2:20.150	15:20:57.936	7	Holden Commodore
123	GA6	Ric WOOD	2:17.887	15:23:15.816	8	Holden Commodore

Session Leader History

NO	CL	NAME	FROM LAP	LAPS LED	DISTANCE	VEHICLE
1	GA1	Julian THOMAS	1	1	miles	Ford Sierra RS500
63	ST2	Max GOFF	2	6	21.96 miles	BMW E36 M3
123	GA6	Ric WOOD	8	1	3.66 miles	Holden Commodore
60	GA1	Mark WRIGHT	9	1	3.66 miles	Ford Sierra RS500

Flag History

TYPE	TIME OF DAY
GREEN	15:03:26.455
FINISH	15:25:44.273

Flag Statistics

TYPE	COUNT	TOTAL LAPS	TOTAL TIME
Green	1	9	25:17.077
Red	0	0	0.000
Safety Car	0	0	0.000
FCY	0	0	0.000

Weather / Track : Overcast / Damp

These results are provisional until the conclusion of any judicial and technical matters.

Silverstone GP

Circuit Length = 3.6604 miles

Start: 15:03 Flag 15:25 End: 15:28

Clerk Of Course :	Timekeeper : Nick Palmer
-------------------	--------------------------

Silverstone International Trophy
HSCC Dunlop Saloon Car Cup
RACE 2 - STATISTICS

CLASS : GA1

3 Starters

Fastest Lap History

NO	NAME	LAP TIME	TIME OF DAY	LAP	VEHICLE
1	Julian THOMAS	2:35.606	15:06:02.054	1	Ford Sierra RS500
1	Julian THOMAS	2:33.516	15:08:35.570	2	Ford Sierra RS500
60	Mark WRIGHT	2:30.058	15:11:21.642	3	Ford Sierra RS500
60	Mark WRIGHT	2:28.668	15:13:50.311	4	Ford Sierra RS500
60	Mark WRIGHT	2:24.550	15:16:14.860	5	Ford Sierra RS500
60	Mark WRIGHT	2:22.377	15:18:37.236	6	Ford Sierra RS500
60	Mark WRIGHT	2:20.956	15:23:21.101	8	Ford Sierra RS500

Leader History

NO	NAME	FROM LAP	LAPS LED	DISTANCE	VEHICLE
1	Julian THOMAS	1	4	10.98 miles	Ford Sierra RS500
60	Mark WRIGHT	5	5	18.30 miles	Ford Sierra RS500

Weather / Track : Overcast / Damp

These results are provisional until the conclusion of any judicial and technical matters.

Silverstone GP

Circuit Length = 3.6604 miles

Start: 15:03 Flag 15:25 End: 15:28

Clerk Of Course :		Timekeeper : Nick Palmer
-------------------	--	--------------------------

Silverstone International Trophy
HSCC Dunlop Saloon Car Cup
RACE 2 - STATISTICS

CLASS : GA2

2 Starters

Fastest Lap History

NO	NAME	LAP TIME	TIME OF DAY	LAP	VEHICLE
10	Mark SMITH	2:57.985	15:06:24.436	1	BMW E30 M3
10	Mark SMITH	2:43.512	15:09:07.948	2	BMW E30 M3
10	Mark SMITH	2:38.760	15:11:46.708	3	BMW E30 M3
10	Mark SMITH	2:34.260	15:17:03.448	5	BMW E30 M3
10	Mark SMITH	2:30.801	15:19:34.249	6	BMW E30 M3
10	Mark SMITH	2:29.541	15:22:03.790	7	BMW E30 M3
10	Mark SMITH	2:28.035	15:24:31.825	8	BMW E30 M3
10	Mark SMITH	2:27.179	15:26:59.004	9	BMW E30 M3

Leader History

NO	NAME	FROM LAP	LAPS LED	DISTANCE	VEHICLE
10	Mark SMITH	1	9	29.28 miles	BMW E30 M3

Weather / Track : Overcast / Damp

These results are provisional until the conclusion of any judicial and technical matters.

Silverstone GP

Circuit Length = 3.6604 miles

Start: 15:03 Flag 15:25 End: 15:28

Clerk Of Course :		Timekeeper : Nick Palmer
-------------------	--	--------------------------

Silverstone International Trophy
HSCC Dunlop Saloon Car Cup
RACE 2 - STATISTICS

CLASS : GA4

2 Starters

Fastest Lap History

NO	NAME	LAP TIME	TIME OF DAY	LAP	VEHICLE
12	James HANSON	2:55.646	15:06:22.095	1	Ford Capri
12	James HANSON	2:40.406	15:09:02.501	2	Ford Capri
12	James HANSON	2:35.642	15:11:38.143	3	Ford Capri
12	James HANSON	2:34.586	15:14:12.729	4	Ford Capri
12	James HANSON	2:33.926	15:16:46.654	5	Ford Capri
12	James HANSON	2:32.636	15:19:19.292	6	Ford Capri
12	James HANSON	2:31.239	15:26:56.720	9	Ford Capri

Leader History

NO	NAME	FROM LAP	LAPS LED	DISTANCE	VEHICLE
12	James HANSON	1	9	29.28 miles	Ford Capri

Weather / Track : Overcast / Damp

These results are provisional until the conclusion of any judicial and technical matters.

Silverstone GP

Circuit Length = 3.6604 miles

Start: 15:03 Flag 15:25 End: 15:28

Clerk Of Course :

Timekeeper : Nick Palmer

Silverstone International Trophy
HSCC Dunlop Saloon Car Cup
RACE 2 - STATISTICS

CLASS : GA6

3 Starters

Fastest Lap History

NO	NAME	LAP TIME	TIME OF DAY	LAP	VEHICLE
29	Steven WOOD	2:42.256	15:06:08.703	1	Volkswagen Golf GTI
29	Steven WOOD	2:36.217	15:08:44.920	2	Volkswagen Golf GTI
50	Abigail EATON	2:34.961	15:08:50.473	2	Holden Commodore
123	Ric WOOD	2:34.419	15:08:55.062	2	Holden Commodore
29	Steven WOOD	2:33.440	15:11:18.360	3	Volkswagen Golf GTI
50	Abigail EATON	2:29.454	15:11:19.927	3	Holden Commodore
50	Abigail EATON	2:29.240	15:13:49.167	4	Holden Commodore
123	Ric WOOD	2:27.615	15:13:52.174	4	Holden Commodore
50	Abigail EATON	2:24.997	15:16:14.165	5	Holden Commodore
123	Ric WOOD	2:24.699	15:16:16.873	5	Holden Commodore
50	Abigail EATON	2:21.764	15:18:35.928	6	Holden Commodore
123	Ric WOOD	2:20.906	15:18:37.779	6	Holden Commodore
123	Ric WOOD	2:20.150	15:20:57.936	7	Holden Commodore
123	Ric WOOD	2:17.887	15:23:15.816	8	Holden Commodore

Leader History

NO	NAME	FROM LAP	LAPS LED	DISTANCE	VEHICLE
29	Steven WOOD	1	3	7.32 miles	Volkswagen Golf GTI
50	Abigail EATON	4	4	14.64 miles	Holden Commodore
123	Ric WOOD	8	2	7.32 miles	Holden Commodore

Weather / Track : Overcast / Damp

These results are provisional until the conclusion of any judicial and technical matters.

Silverstone GP

Circuit Length = 3.6604 miles

Start: 15:03 Flag 15:25 End: 15:28

Clerk Of Course :		Timekeeper : Nick Palmer
-------------------	--	--------------------------

Silverstone International Trophy
HSCC Dunlop Saloon Car Cup
RACE 2 - STATISTICS

CLASS : ST1

3 Starters

Fastest Lap History

NO	NAME	LAP TIME	TIME OF DAY	LAP	VEHICLE
64	Paul WHIGHT	2:38.540	15:06:05.034	1	Honda Accord
64	Paul WHIGHT	2:34.429	15:08:39.461	2	Honda Accord
79	Mark JONES	2:34.034	15:11:48.443	3	Renault Laguna
79	Mark JONES	2:28.689	15:16:51.238	5	Renault Laguna
79	Mark JONES	2:25.517	15:19:16.756	6	Renault Laguna
79	Mark JONES	2:24.754	15:21:41.510	7	Renault Laguna
79	Mark JONES	2:24.640	15:24:06.150	8	Renault Laguna
79	Mark JONES	2:20.959	15:26:27.109	9	Renault Laguna

Leader History

NO	NAME	FROM LAP	LAPS LED	DISTANCE	VEHICLE
64	Paul WHIGHT	1	7	21.96 miles	Honda Accord
79	Mark JONES	8	2	7.32 miles	Renault Laguna

Weather / Track : Overcast / Damp

These results are provisional until the conclusion of any judicial and technical matters.

Silverstone GP

Circuit Length = 3.6604 miles

Start: 15:03 Flag 15:25 End: 15:28

Clerk Of Course :		Timekeeper : Nick Palmer
-------------------	--	--------------------------

Silverstone International Trophy
HSCC Dunlop Saloon Car Cup
RACE 2 - STATISTICS

CLASS : ST2

3 Starters

Fastest Lap History

NO	NAME	LAP TIME	TIME OF DAY	LAP	VEHICLE
63	Max GOFF	2:36.173	15:06:02.642	1	BMW E36 M3
63	Max GOFF	2:29.557	15:08:32.199	2	BMW E36 M3
63	Max GOFF	2:25.577	15:10:57.777	3	BMW E36 M3
63	Max GOFF	2:25.152	15:15:51.482	5	BMW E36 M3

Leader History

NO	NAME	FROM LAP	LAPS LED	DISTANCE	VEHICLE
63	Max GOFF	1	8	25.62 miles	BMW E36 M3

Weather / Track : Overcast / Damp

These results are provisional until the conclusion of any judicial and technical matters.

Silverstone GP

Circuit Length = 3.6604 miles

Start: 15:03 Flag 15:25 End: 15:28

Clerk Of Course :

Timekeeper : Nick Palmer

Silverstone International Trophy
HSCC Dunlop Saloon Car Cup
RACE 2 - STATISTICS

CLASS : ST4

2 Starters

Fastest Lap History

NO	NAME	LAP TIME	TIME OF DAY	LAP	VEHICLE
3	John PEARSON	2:58.346	15:06:24.791	1	Alfa Romeo 156SP
3	John PEARSON	2:52.911	15:09:17.702	2	Alfa Romeo 156SP
33	Richard BURROWS	2:48.509	15:09:22.921	2	Peugeot 406
3	John PEARSON	2:43.149	15:12:00.850	3	Alfa Romeo 156SP
33	Richard BURROWS	2:41.511	15:14:49.857	4	Peugeot 406
33	Richard BURROWS	2:39.365	15:17:29.222	5	Peugeot 406

Leader History

NO	NAME	FROM LAP	LAPS LED	DISTANCE	VEHICLE
3	John PEARSON	1	9	29.28 miles	Alfa Romeo 156SP

Weather / Track : Overcast / Damp

These results are provisional until the conclusion of any judicial and technical matters.

Silverstone GP

Circuit Length = 3.6604 miles

Start: 15:03 Flag 15:25 End: 15:28

Clerk Of Course :		Timekeeper : Nick Palmer
-------------------	--	--------------------------

**Silverstone International Trophy
HSCC Dunlop Saloon Car Cup
RACE 2 - STATISTICS**

CLASS : GN3

3 Starters

Fastest Lap History

NO	NAME	LAP TIME	TIME OF DAY	LAP	VEHICLE
117	Frank WRATHALL	2:56.857	15:06:23.353	1	Ford Capri
117	Frank WRATHALL	2:41.975	15:09:05.326	2	Ford Capri
117	Frank WRATHALL	2:37.614	15:11:42.941	3	Ford Capri
117	Frank WRATHALL	2:37.246	15:14:20.186	4	Ford Capri
117	Frank WRATHALL	2:35.448	15:19:33.476	6	Ford Capri
117	Frank WRATHALL	2:35.243	15:22:08.720	7	Ford Capri
117	Frank WRATHALL	2:33.989	15:24:42.709	8	Ford Capri

Leader History

NO	NAME	FROM LAP	LAPS LED	DISTANCE	VEHICLE
117	Frank WRATHALL	1	9	29.28 miles	Ford Capri

Weather / Track : Overcast / Damp

These results are provisional until the conclusion of any judicial and technical matters.

Silverstone GP

Circuit Length = 3.6604 miles

Start: 15:03 Flag 15:25 End: 15:28

Clerk Of Course :		Timekeeper : Nick Palmer
-------------------	--	--------------------------

Silverstone International Trophy
HSCC Dunlop Saloon Car Cup
RACE 2 - STATISTICS

CLASS : GA5

1 Starters

Fastest Lap History

NO	NAME	LAP TIME	TIME OF DAY	LAP	VEHICLE
57	Joe GOMM	3:13.323	15:06:39.771	1	Ford Escort Mk1
57	Joe GOMM	2:53.548	15:09:33.318	2	Ford Escort Mk1
57	Joe GOMM	2:46.842	15:12:20.161	3	Ford Escort Mk1
57	Joe GOMM	2:45.556	15:15:05.717	4	Ford Escort Mk1
57	Joe GOMM	2:44.031	15:17:49.749	5	Ford Escort Mk1
57	Joe GOMM	2:42.857	15:20:32.605	6	Ford Escort Mk1
57	Joe GOMM	2:42.394	15:23:14.999	7	Ford Escort Mk1
57	Joe GOMM	2:41.102	15:25:56.102	8	Ford Escort Mk1

Leader History

NO	NAME	FROM LAP	LAPS LED	DISTANCE	VEHICLE
57	Joe GOMM	1	8	25.62 miles	Ford Escort Mk1

Weather / Track : Overcast / Damp

These results are provisional until the conclusion of any judicial and technical matters.

Silverstone GP

Circuit Length = 3.6604 miles

Start: 15:03 Flag 15:25 End: 15:28


Clerk Of Course :

Timekeeper : Nick Palmer

Silverstone International Trophy

HSCC Dunlop Saloon Car Cup

RACE 7 - GRID (20 minutes)

ROW 11	22	67	Tony ABSOLOM	21	27	Allan SCOTT
ROW 10	20	33	Richard BURROWS	19	63	Max GOFF
ROW 9	18	188	Ronnie HAINES	17	43	Frank GUEST
ROW 8	16	57	Jo GOMM	15	3	John PEARSON
ROW 7	14	41	George POCHCIOL	13	42	Paul POCHCIOL
ROW 6	12	11	Steffan IRMLER	11	81	Ian GOFF
ROW 5	10	117	Frank WRATHALL	9	1	Julian THOMAS
ROW 4	8	10	Mark SMITH	7	12	James HANSON
ROW 3	6	64	Paul WHIGHT	5	29	Steven WOOD
ROW 2	4	79	Mark JONES	3	50	Paul EATON
ROW 1	2	123	Ric WOOD	1	60	Mark WRIGHT
Pole						
						

Silverstone GP
Circuit Length = 3.6604 miles

These results are provisional until the conclusion of any judicial and technical matters.

Clerk Of Course :		Timekeeper : Nick Palmer
-------------------	--	--------------------------

Silverstone International Trophy

HSCC Dunlop Saloon Car Cup

RACE 7 - CLASSIFICATION

POS	NO	CL	PIC NAME	ENTRY	LAPS	TIME	GAP	DIFF	MPH	BEST	ON
1	60	GA1	1 Mark WRIGHT	Ford Sierra RS500	9	21:44.139			90.94	2:23.838	9
2	10	GA2	1 Mark SMITH	BMW E30 M3	9	21:44.789	0.650	0.650	90.89	2:23.407	4
3	50	GA6	1 Paul EATON	Holden Commodore	9	21:48.142	4.003	3.353	90.66	2:23.131	9
4	67	ST2	1 Tony ABSOLOM	Vauxhall Cavalier	9	22:15.993	31.854	27.851	88.77	2:26.333	8
5	12	GN3	1 James HANSON	Ford Capri	9	22:50.648	1:06.509	34.655	86.52	2:30.438	9
6	41	GN3	2 George POCHCIOL	Ford Capri	9	23:27.126	1:42.987	36.478	84.28	2:33.783	2
7	57	GA5	1 Jo GOMM	Ford Escort Mk1	9	23:27.415	1:43.276	0.289	84.26	2:32.389	8
8	11	ST1	1 Steffan IRMLER	Opel Vectra	9	23:54.944	2:10.805	27.529	82.65	2:30.863	4
9	42	GA4	1 Paul POCHCIOL	Ford Capri	9	23:56.281	2:12.142	1.337	82.57	2:36.923	5
10	43	GA2	2 Frank GUEST	Alfa Romeo GTV6	9	24:21.133	2:36.994	24.852	81.16	2:40.077	9
11	33	ST4	1 Richard BURROWS	Peugeot 406	8	21:54.582	1 Lap	1 Lap	80.19	2:38.577	7
12	188	GN3	3 Ronnie HAINES	Ford Escort Mk1	8	22:22.775	1 Lap	28.193	78.51	2:45.651	5

NOT CLASSIFIED

DNF	27	ST2	Allan SCOTT	Mazda 323F	7	18:55.173	2 Laps	1 Lap	81.26	2:38.597	2
DNF	63	ST2	Max GOFF	BMW E36 M3	5	12:34.490	4 Laps	2 Laps	87.32	2:20.535	3
DNF	64	ST1	Paul WHIGHT	Honda Accord	5	12:46.930	4 Laps	12.440	85.91	2:22.875	3
DNF	123	GA6	Ric WOOD	Holden Commodore	4	9:43.254	5 Laps	1 Lap	90.37	2:16.707	3
DNF	79	ST1	Mark JONES	Renault Laguna	3	6:57.420	6 Laps	1 Lap	94.70	2:18.323	3
DNF	1	GA1	Julian THOMAS	Ford Sierra RS500	2	4:50.475	7 Laps	1 Lap	90.73	2:20.146	2
DNF	117	GN3	Frank WRATHALL	Ford Capri	2	5:31.922	7 Laps	41.447	79.40	2:36.387	1
DNF	81	GA1	Ian GOFF	Ford Sierra RS500	1	3:16.432	8 Laps	1 Lap	67.08		
DNF	29	GA6	Steven WOOD	Volkswagen Golf GTI	0						

FASTEST LAP

123	GA6	Ric WOOD	Holden Commodore	3	2:16.707	96.39 mph	155.13 kph
79	ST1	Mark JONES	Renault Laguna	3	2:18.323	95.26 mph	153.31 kph
1	GA1	Julian THOMAS	Ford Sierra RS500	2	2:20.146	94.02 mph	151.32 kph
63	ST2	Max GOFF	BMW E36 M3	3	2:20.535	93.76 mph	150.90 kph
10	GA2	Mark SMITH	BMW E30 M3	4	2:23.407	91.89 mph	147.88 kph
12	GN3	James HANSON	Ford Capri	9	2:30.438	87.59 mph	140.97 kph
57	GA5	Jo GOMM	Ford Escort Mk1	8	2:32.389	86.47 mph	139.16 kph
42	GA4	Paul POCHCIOL	Ford Capri	5	2:36.923	83.97 mph	135.14 kph
33	ST4	Richard BURROWS	Peugeot 406	7	2:38.577	83.10 mph	133.73 kph

Weather / Track : Bright / Dry

These results are provisional until the conclusion of any judicial and technical matters.

Silverstone GP

Circuit Length = 3.6604 miles

Start: 10:54 Flag 11:16 End: 11:18

Clerk Of Course : Julian Floyd

Timekeeper : Nick Palmer

Silverstone International Trophy

HSCC Dunlop Saloon Car Cup

RACE 7 - LAP CHART

LAP 1 @ 10:56:45.427			LAP 2 @ 10:59:04.130			LAP 3 @ 11:01:22.453			LAP 4 @ 11:04:03.111			LAP 5 @ 11:06:31.702		
NO	BEHIND	LAP TIME	NO	BEHIND	LAP TIME	NO	BEHIND	LAP TIME	NO	BEHIND	LAP TIME	NO	BEHIND	LAP TIME
79		2:20.394	79		2:18.703	79		2:18.323	63		2:21.375	60		2:24.446
60	3.677	2:24.071	60	10.700	2:25.726	63	19.283	2:20.535	60	4.145	2:25.427	10	0.978	2:24.933
1	9.935	2:30.329	1	11.378	2:20.146	60	19.376	2:26.999	10	4.636	2:23.407	50	6.095	2:24.458
10	10.269	2:30.663	10	16.214	2:24.648	10	21.887	2:23.996	123	5.176	2:22.160 P	67	21.655	2:26.990
50	10.821	2:31.215	63	17.071	2:20.690	123	23.674	2:16.707	50	10.228	2:24.488	63	27.821	2:56.412 P
63	15.084	2:35.478	50	18.555	2:26.437	50	26.398	2:26.166	67	23.256	2:27.482	11	38.124	2:31.645
117	15.993	2:36.387	123	25.290	2:22.058	67	36.432	2:27.696	64	31.325	2:23.636	12	39.625	2:31.095
12	16.724	2:37.118	67	27.059	2:28.532	11	44.865	2:31.846	11	35.070	2:30.863	64	40.261	2:37.527 P
11	16.988	2:37.382	11	31.342	2:33.057	12	46.638	2:32.158	12	37.121	2:31.141	41	52.282	2:35.984
67	17.230	2:37.624	12	32.803	2:34.782	64	48.347	2:22.875	41	44.889	2:35.106	57	1:05.260	2:34.370
41	19.235	2:39.629	41	34.315	2:33.783	41	50.441	2:34.449	57	59.481	2:35.113	42	1:17.951	2:36.923
27	21.825	2:42.219	27	41.719	2:38.597	57	1:05.026	2:35.068	27	1:07.729	2:41.620	27	1:22.112	2:42.974
123	21.935	2:42.329	64	43.795	2:27.435	27	1:06.767	2:43.371	42	1:09.619	2:39.166	43	1:32.368	2:40.627
42	26.948	2:47.342	57	48.281	2:39.575	42	1:11.111	2:40.180	43	1:20.332	2:41.275	33	1:46.285	2:41.213
57	27.409	2:47.803	42	49.254	2:41.009	43	1:19.715	2:42.323	33	1:33.663	2:44.250	188	1:53.770	2:45.651
43	31.203	2:51.597	117	52.825	2:55.535 P	188	1:29.260	2:46.955	188	1:36.710	2:48.108			
188	32.286	2:52.680	43	55.715	2:43.215	33	1:30.071	2:44.603						
64	35.063	2:55.457	188	1:00.628	2:47.045									
33	36.697	2:57.091	33	1:03.791	2:45.797									
81	56.038	3:16.432 P												

Weather / Track : Bright / Dry

Silverstone GP

Circuit Length = 3.6604 miles

Start: 10:54 Flag 11:16 End: 11:18

Silverstone International Trophy

HSCC Dunlop Saloon Car Cup

RACE 7 - LAP CHART

LAP 6 @ 11:08:56.335			LAP 7 @ 11:11:20.596			LAP 8 @ 11:13:45.334			LAP 9 @ 11:16:09.172		
NO	BEHIND	LAP TIME	NO	BEHIND	LAP TIME	NO	BEHIND	LAP TIME	NO	BEHIND	LAP TIME
60		2:24.633	60		2:24.261	60		2:24.738	60		2:23.838
10	0.103	2:23.758	10	0.300	2:24.458	10	0.505	2:24.943	10	0.650	2:23.983
50	6.235	2:24.773	50	6.209	2:24.235	50	4.710	2:23.239	50	4.003	2:23.131
67	23.952	2:26.930	67	26.316	2:26.625	188	1 Lap	2:47.940	33	1 Lap	2:43.485
11	44.884	2:31.393	11	51.642	2:31.019	67	27.911	2:26.333	67	31.854	2:27.781
12	45.919	2:30.927	12	53.051	2:31.393	12	59.909	2:31.596	188	1 Lap	2:47.938
41	1:04.221	2:36.572	41	1:17.485	2:37.525	11	1:23.170	2:56.266	12	1:06.509	2:30.438
57	1:14.517	2:33.890	57	1:23.477	2:33.221	41	1:30.547	2:37.800	41	1:42.987	2:36.278
42	1:31.633	2:38.315	42	1:45.345	2:37.973	57	1:31.128	2:32.389	57	1:43.276	2:35.986
27	1:39.073	2:41.594	27	1:59.610	2:44.798 P	42	1:58.698	2:38.091	11	2:10.805	3:11.473
43	1:49.033	2:41.298	43	2:05.177	2:40.405	43	2:20.755	2:40.316	42	2:12.142	2:37.282
33	2:01.218	2:39.566	33	2:15.534	2:38.577				43	2:36.994	2:40.077
188	2:15.595	2:46.458									

Silverstone International Trophy

HSCC Dunlop Saloon Car Cup

RACE 7 - POSITION CHART

No	Name	Lap									
		Pos	1	2	3	4	5	6	7	8	9
60	WRIGHT	1	79	79	79	63	60	60	60	60	60
123	WOOD	2	60	60	63	60	10	10	10	10	10
50	EATON	3	1	1	60	10	50	50	50	50	50
79	JONES	4	10	10	10	123	67	67	67	67	67
29	WOOD	5	50	63	123	50	63	11	11	12	12
64	WHIGHT	6	63	50	50	67	11	12	12	11	41
12	HANSON	7	117	123	67	64	12	41	41	41	57
10	SMITH	8	12	67	11	11	64	57	57	57	11
1	THOMAS	9	11	11	12	12	41	42	42	42	42
117	WRATHALL	10	67	12	64	41	57	27	27	43	43
81	GOFF	11	41	41	41	57	42	43	43	33	
11	IRMLER	12	27	27	57	27	27	33	33	188	
42	POCHCIOL	13	123	64	27	42	43	188	188		
41	POCHCIOL	14	42	57	42	43	33				
57	GOMM	15	57	42	43	33	188				
43	GUEST	16	43	117	188	188					
188	HAINES	17	188	43	33						
63	GOFF	18	64	188							
33	BURROWS	19	33	33							
27	SCOTT	20	81								
67	ABSOLOM	21									

Weather / Track : Bright / Dry

Results can be found at www.tsl-timing.com

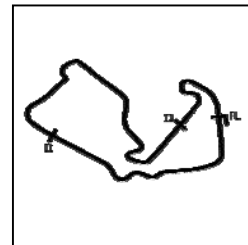
Silverstone GP
 Circuit Length = 3.6604 miles
 Start: 10:54 Flag 11:16 End: 11:18

Printed - 11:23 Sunday, 19 May 2019

Silverstone International Trophy

HSCC Dunlop Saloon Car Cup

RACE 7 - SECTOR ANALYSIS



SECTOR 1 = FL to I1, SECTOR 2 = I1 to I2, SECTOR 3 = I2 to FL, DIFF = Difference To Personal Best Lap, P = Crossed Finish Line in Pit Lane, D = Time Disallowed

P1		60 GA1		Mark WRIGHT		Ford Sierra RS500				
IDEAL LAP TIME : 2:22.980		BEST LAP TIME : 2:23.838		DIFFERENCE : 0.858						
LAP	SECTOR 1	SECTOR 2	SECTOR 3	LAP TIME	MPH	DIFF	TIME OF DAY			
1 -		142.1	1:13.179	126.1	26.767	116.1	2:24.071 (2)	91.46	0.233	10:56:49.104
2 -	43.892	133.1	1:14.970	123.1	26.864	117.2	2:25.726	90.42	1.888	10:59:14.830
3 -	45.383	133.4	1:14.497	117.5	27.119	116.3	2:26.999	89.64	3.161	11:01:41.829
4 -	44.187	134.7	1:14.442	124.2	26.798	114.5	2:25.427	90.61	1.589	11:04:07.256
5 -	43.825	132.6	1:13.826	120.4	26.795	117.2	2:24.446	91.22	0.608	11:06:31.702
6 -	43.413	133.9	1:14.321	122.9	26.899	116.1	2:24.633	91.11	0.795	11:08:56.335
7 -	43.582	131.5	1:13.962	123.8	26.717	115.9	2:24.261 (3)	91.34	0.423	11:11:20.596
8 -	43.599	132.3	1:14.751	122.9	26.388	115.9	2:24.738	91.04	0.900	11:13:45.334
9 -	43.440	132.1	1:13.978	123.3	26.420	114.9	2:23.838 (1)	91.61		11:16:09.172

P2		10 GA2		Mark SMITH		BMW E30 M3				
IDEAL LAP TIME : 2:22.821		BEST LAP TIME : 2:23.407		DIFFERENCE : 0.586						
LAP	SECTOR 1	SECTOR 2	SECTOR 3	LAP TIME	MPH	DIFF	TIME OF DAY			
1 -		135.2	1:16.782	123.1	27.253	117.2	2:30.663	87.46	7.256	10:56:55.696
2 -	43.959	135.2	1:14.289	126.1	26.400	117.4	2:24.648	91.10	1.241	10:59:20.344
3 -	43.619	134.2	1:14.152	125.9	26.225	117.2	2:23.996	91.51	0.589	11:01:44.340
4 -	43.714	134.4	1:13.519	125.6	26.174	117.6	2:23.407 (1)	91.89		11:04:07.747
5 -	43.898	134.4	1:14.717	124.7	26.318	117.0	2:24.933	90.92	1.526	11:06:32.680
6 -	43.301	134.2	1:13.653	125.4	26.804	115.9	2:23.758 (2)	91.66	0.351	11:08:56.438
7 -	44.218	134.2	1:13.923	123.8	26.317	116.8	2:24.458	91.22	1.051	11:11:20.896
8 -	43.678	134.4	1:15.264	124.0	26.001	117.6	2:24.943	90.91	1.536	11:13:45.839
9 -	43.746	134.4	1:13.980	126.1	26.257	116.6	2:23.983 (3)	91.52	0.576	11:16:09.822

P3		50 GA6		Paul EATON		Holden Commodore				
IDEAL LAP TIME : 2:22.896		BEST LAP TIME : 2:23.131		DIFFERENCE : 0.235						
LAP	SECTOR 1	SECTOR 2	SECTOR 3	LAP TIME	MPH	DIFF	TIME OF DAY			
1 -		141.2	1:17.569	128.5	27.846	122.0	2:31.215	87.14	8.084	10:56:56.248
2 -	43.426	149.4	1:16.338	121.7	26.673	123.3	2:26.437	89.98	3.306	10:59:22.685
3 -	43.358	149.4	1:15.874	120.6	26.934	122.0	2:26.166	90.15	3.035	11:01:48.851
4 -	42.851	144.0	1:14.924	128.0	26.713	122.2	2:24.488	91.20	1.357	11:04:13.339
5 -	43.066	147.1	1:14.777	126.8	26.615	122.9	2:24.458	91.22	1.327	11:06:37.797
6 -	42.712	148.1	1:15.744	125.9	26.317	125.7	2:24.773	91.02	1.642	11:09:02.570
7 -	42.893	146.8	1:15.050	124.9	26.292	126.2	2:24.235 (3)	91.36	1.104	11:11:26.805
8 -	42.485	149.1	1:14.661	129.3	26.093	126.4	2:23.239 (2)	91.99	0.108	11:13:50.044
9 -	42.408	149.7	1:14.395	127.5	26.328	125.5	2:23.131 (1)	92.06		11:16:13.175

P4		67 ST2		Tony ABSOLOM		Vauxhall Cavalier				
IDEAL LAP TIME : 2:25.902		BEST LAP TIME : 2:26.333		DIFFERENCE : 0.431						
LAP	SECTOR 1	SECTOR 2	SECTOR 3	LAP TIME	MPH	DIFF	TIME OF DAY			
1 -		131.8	1:18.549	120.6	27.322	117.0	2:37.624	83.60	11.291	10:57:02.657
2 -	46.089	132.6	1:15.619	122.0	26.824	115.3	2:28.532	88.72	2.199	10:59:31.189
3 -	45.590	128.5	1:15.053	121.3	27.053	114.1	2:27.696	89.22	1.363	11:01:58.885
4 -	45.490	130.0	1:15.093	122.2	26.899	114.5	2:27.482	89.35	1.149	11:04:26.367
5 -	44.929	131.0	1:15.354	121.7	26.707	115.3	2:26.990	89.65	0.657	11:06:53.357
6 -	44.623	131.0	1:15.463	122.0	26.844	113.9	2:26.930 (3)	89.68	0.597	11:09:20.287
7 -	44.961	131.0	1:14.701	120.9	26.963	114.5	2:26.625 (2)	89.87	0.292	11:11:46.912
8 -	44.520	131.3	1:15.127	120.6	26.686	115.1	2:26.333 (1)	90.05		11:14:13.245
9 -	44.829	130.8	1:16.271	119.4	26.681	113.9	2:27.781	89.17	1.448	11:16:41.026

P5		12 GN3		James HANSON		Ford Capri				
IDEAL LAP TIME : 2:30.371		BEST LAP TIME : 2:30.438		DIFFERENCE : 0.067						
LAP	SECTOR 1	SECTOR 2	SECTOR 3	LAP TIME	MPH	DIFF	TIME OF DAY			
1 -		128.8	1:19.537	117.3	28.691	110.1	2:37.118	83.87	6.680	10:57:02.151
2 -	46.255	126.3	1:20.413	117.9	28.114	109.9	2:34.782	85.13	4.344	10:59:36.933
3 -	46.191	128.3	1:18.137	117.5	27.830	108.8	2:32.158	86.60	1.720	11:02:09.091
4 -	45.816	129.5	1:17.619	118.5	27.706	109.7	2:31.141	87.18	0.703	11:04:40.232

Weather / Track : Bright / Dry

Silverstone GP

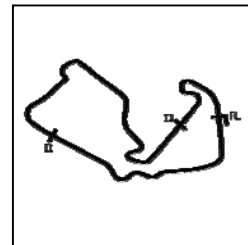
Circuit Length = 3.6604 miles

Start: 10:54 Flag 11:16 End: 11:18

Silverstone International Trophy

HSCC Dunlop Saloon Car Cup

RACE 7 - SECTOR ANALYSIS



SECTOR 1 = FL to I1, SECTOR 2 = I1 to I2, SECTOR 3 = I2 to FL, DIFF = Difference To Personal Best Lap, P = Crossed Finish Line in Pit Lane, D = Time Disallowed

5 -	45.709	129.0	1:17.727	118.7	27.659	109.9	2:31.095 (3)	87.21	0.657	11:07:11.327
6 -	45.868	129.3	1:17.423	119.6	27.636	110.1	2:30.927 (2)	87.31	0.489	11:09:42.254
7 -	45.892	128.5	1:17.821	118.3	27.680	109.7	2:31.393	87.04	0.955	11:12:13.647
8 -	46.246	128.3	1:17.764	118.3	27.586	109.0	2:31.596	86.92	1.158	11:14:45.243
9 -	45.514	128.5	1:17.271	117.9	27.653	109.0	2:30.438 (1)	87.59		11:17:15.681

P6	41 GN3	George POCHCIOL				Ford Capri								
IDEAL LAP TIME : 2:33.601		BEST LAP TIME : 2:33.783				DIFFERENCE : 0.182								
LAP	SECTOR 1	SECTOR 2	SECTOR 3	LAP TIME	MPH	DIFF	TIME OF DAY							
1 -		128.0	1:21.603	115.5	27.852	111.0	2:39.629	82.55	5.846	10:57:04.662				
2 -	46.513	127.3	1:19.323	116.5	27.947	110.9	2:33.783 (1)	85.69		10:59:38.445				
3 -	46.798	127.5	1:19.236	116.3	28.415	109.9	2:34.449 (2)	85.32	0.666	11:02:12.894				
4 -	46.720	128.3	1:19.748	113.1	28.638	109.2	2:35.106 (3)	84.95	1.323	11:04:48.000				
5 -	46.912	127.8	1:20.400	116.3	28.672	109.2	2:35.984	84.48	2.201	11:07:23.984				
6 -	47.028	127.8	1:20.697	115.5	28.847	108.1	2:36.572	84.16	2.789	11:10:00.556				
7 -	47.642	128.0	1:20.741	116.5	29.142	107.8	2:37.525	83.65	3.742	11:12:38.081				
8 -	47.812	127.0	1:21.429	117.1	28.559	110.5	2:37.800	83.50	4.017	11:15:15.881				
9 -	47.515	127.8	1:20.005	117.9	28.758	109.2	2:36.278	84.32	2.495	11:17:52.159				

P7	57 GA5	Jo GOMM				Ford Escort Mk1								
IDEAL LAP TIME : 2:31.791		BEST LAP TIME : 2:32.389				DIFFERENCE : 0.598								
LAP	SECTOR 1	SECTOR 2	SECTOR 3	LAP TIME	MPH	DIFF	TIME OF DAY							
1 -		123.1	1:27.842	113.3	28.139	111.8	2:47.803	78.53	15.414	10:57:12.836				
2 -	48.961	127.3	1:22.477	117.1	28.137	113.5	2:39.575	82.58	7.186	10:59:52.411				
3 -	46.659	131.8	1:20.337	113.1	28.072	111.4	2:35.068	84.98	2.679	11:02:27.479				
4 -	47.470	124.2	1:19.728	111.4	27.915	112.8	2:35.113	84.95	2.724	11:05:02.592				
5 -	47.666	128.3	1:18.909	118.9	27.795	110.7	2:34.370	85.36	1.981	11:07:36.962				
6 -	47.659	131.0	1:18.405	119.1	27.826	111.4	2:33.890 (3)	85.63	1.501	11:10:10.852				
7 -	47.308	130.8	1:18.355	117.3	27.558	112.2	2:33.221 (2)	86.00	0.832	11:12:44.073				
8 -	47.257	130.5	1:17.818	117.1	27.314	113.1	2:32.389 (1)	86.47		11:15:16.462				
9 -	48.411	129.0	1:18.790	111.1	28.785	106.9	2:35.986	84.48	3.597	11:17:52.448				

P8	11 ST1	Steffan IRMLER				Opel Vectra								
IDEAL LAP TIME : 2:30.334		BEST LAP TIME : 2:30.863				DIFFERENCE : 0.529								
LAP	SECTOR 1	SECTOR 2	SECTOR 3	LAP TIME	MPH	DIFF	TIME OF DAY							
1 -		125.2	1:20.494	112.5	27.359	113.5	2:37.382	83.73	6.519	10:57:02.415				
2 -	46.217	124.5	1:19.517	115.9	27.323	114.7	2:33.057	86.09	2.194	10:59:35.472				
3 -	46.559	123.5	1:18.094	120.0	27.193	115.5	2:31.846	86.78	0.983	11:02:07.318				
4 -	45.895	124.2	1:17.756	120.4	27.212	115.9	2:30.863 (1)	87.34		11:04:38.181				
5 -	46.851	127.3	1:17.603	120.6	27.191	113.7	2:31.645	86.89	0.782	11:07:09.826				
6 -	46.802	126.1	1:17.508	116.5	27.083	115.3	2:31.393 (3)	87.04	0.530	11:09:41.219				
7 -	46.195	127.3	1:17.356	118.3	27.468	112.0	2:31.019 (2)	87.25	0.156	11:12:12.238				
8 -	46.859	121.7	1:34.985	87.1	34.422	71.4	2:56.266	74.76	25.403	11:15:08.504				
9 -	1:01.025	92.8	1:37.645	86.8	32.803	84.0	3:11.473	68.82	40.610	11:18:19.977				

P9	42 GA4	Paul POCHCIOL				Ford Capri								
IDEAL LAP TIME : 2:36.762		BEST LAP TIME : 2:36.923				DIFFERENCE : 0.161								
LAP	SECTOR 1	SECTOR 2	SECTOR 3	LAP TIME	MPH	DIFF	TIME OF DAY							
1 -		129.5	1:26.645	111.2	29.551	106.0	2:47.342	78.74	10.419	10:57:12.375				
2 -	49.262	127.5	1:22.375	113.5	29.372	110.3	2:41.009	81.84	4.086	10:59:53.384				
3 -	48.582	129.0	1:22.419	113.1	29.179	107.2	2:40.180	82.26	3.257	11:02:33.564				
4 -	48.645	128.3	1:21.584	114.5	28.937	109.9	2:39.166	82.79	2.243	11:05:12.730				
5 -	48.065	129.3	1:20.076	117.5	28.782	103.8	2:36.923 (1)	83.97		11:07:49.653				
6 -	47.904	130.8	1:21.471	112.9	28.940	108.1	2:38.315	83.23	1.392	11:10:27.968				
7 -	48.249	128.0	1:20.297	112.0	29.427	109.0	2:37.973 (3)	83.41	1.050	11:13:05.941				
8 -	48.095	129.5	1:20.830	114.3	29.166	106.4	2:38.091	83.35	1.168	11:15:44.032				
9 -	48.153	126.1	1:20.278	114.5	28.851	105.0	2:37.282 (2)	83.78	0.359	11:18:21.314				

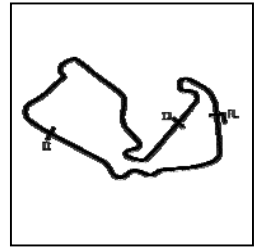
Weather / Track : Bright / Dry

Silverstone GP
Circuit Length = 3.6604 miles
Start: 10:54 Flag 11:16 End: 11:18

Silverstone International Trophy

HSCC Dunlop Saloon Car Cup

RACE 7 - SECTOR ANALYSIS



SECTOR 1 = FL to I1, SECTOR 2 = I1 to I2, SECTOR 3 = I2 to FL, DIFF = Difference To Personal Best Lap, P = Crossed Finish Line in Pit Lane, D = Time Disallowed

P10 43 GA2 Frank GUEST			Alfa Romeo GTV6							
IDEAL LAP TIME : 2:39.653			BEST LAP TIME : 2:40.077			DIFFERENCE : 0.424				
LAP	SECTOR 1		SECTOR 2		SECTOR 3		LAP TIME	MPH	DIFF	TIME OF DAY
1 -		118.5	1:27.111	105.1	29.957	103.2	2:51.597	76.79	11.520	10:57:16.630
2 -	50.300	116.7	1:23.625	109.1	29.290	104.2	2:43.215	80.73	3.138	10:59:59.845
3 -	49.324	118.7	1:23.662	106.1	29.337	103.7	2:42.323	81.18	2.246	11:02:42.168
4 -	49.021	118.7	1:23.051	107.2	29.203	104.2	2:41.275	81.71	1.198	11:05:23.443
5 -	48.607	119.6	1:22.485	108.4	29.535	104.5	2:40.627	82.03	0.550	11:08:04.070
6 -	48.739	118.7	1:23.127	108.5	29.432	100.2	2:41.298	81.69	1.221	11:10:45.368
7 -	48.967	118.9	1:22.330	107.7	29.108	104.5	2:40.405 (3)	82.15	0.328	11:13:25.773
8 -	48.356	118.1	1:22.744	108.5	29.216	103.5	2:40.316 (2)	82.19	0.239	11:16:06.089
9 -	48.215	119.6	1:22.531	107.5	29.331	102.7	2:40.077 (1)	82.32		11:18:46.166

P11 33 ST4 Richard BURROWS			Peugeot 406							
IDEAL LAP TIME : 2:38.494			BEST LAP TIME : 2:38.577			DIFFERENCE : 0.083				
LAP	SECTOR 1		SECTOR 2		SECTOR 3		LAP TIME	MPH	DIFF	TIME OF DAY
1 -		122.4	1:30.061	109.6	30.619	107.1	2:57.091	74.41	18.514	10:57:22.124
2 -	50.949	122.9	1:24.913	113.3	29.935	108.3	2:45.797	79.48	7.220	11:00:07.921
3 -	49.506	125.2	1:25.691	110.0	29.406	108.7	2:44.603	80.05	6.026	11:02:52.524
4 -	50.595	123.5	1:24.012	114.3	29.643	107.8	2:44.250	80.23	5.673	11:05:36.774
5 -	49.032	124.5	1:23.093	114.9	29.088	108.1	2:41.213 (3)	81.74	2.636	11:08:17.987
6 -	48.408	124.5	1:22.482	112.7	28.676	108.1	2:39.566 (2)	82.58	0.989	11:10:57.553
7 -	48.296	124.7	1:21.522	114.7	28.759	108.1	2:38.577 (1)	83.10		11:13:36.130
8 -	49.556	123.5	1:24.691	114.3	29.238	107.6	2:43.485	80.60	4.908	11:16:19.615

P12 188 GN3 Ronnie HAINES			Ford Escort Mk1							
IDEAL LAP TIME : 2:45.462			BEST LAP TIME : 2:45.651			DIFFERENCE : 0.189				
LAP	SECTOR 1		SECTOR 2		SECTOR 3		LAP TIME	MPH	DIFF	TIME OF DAY
1 -		125.9	1:27.146	112.7	30.390	100.7	2:52.680	76.31	7.029	10:57:17.713
2 -	51.180	127.0	1:25.197	114.1	30.668	101.9	2:47.045	78.88	1.394	11:00:04.758
3 -	51.052	128.5	1:25.372	114.5	30.531	102.5	2:46.955 (3)	78.93	1.304	11:02:51.713
4 -	51.726	123.3	1:26.086	116.7	30.296	102.1	2:48.108	78.38	2.457	11:05:39.821
5 -	50.151	128.3	1:25.177	114.7	30.323	103.7	2:45.651 (1)	79.55		11:08:25.472
6 -	50.224	129.0	1:25.562	112.9	30.672	101.9	2:46.458 (2)	79.16	0.807	11:11:11.930
7 -	50.830	126.8	1:26.976	113.7	30.134	101.8	2:47.940	78.46	2.289	11:13:59.870
8 -	50.266	125.2	1:27.325	115.5	30.347	100.7	2:47.938	78.46	2.287	11:16:47.808

P13 27 ST2 Allan SCOTT			Mazda 323F							
IDEAL LAP TIME : 2:36.807			BEST LAP TIME : 2:38.597			DIFFERENCE : 1.790				
LAP	SECTOR 1		SECTOR 2		SECTOR 3		LAP TIME	MPH	DIFF	TIME OF DAY
1 -		128.8	1:21.615	112.0	28.017	112.2	2:42.219	81.23	3.622	10:57:07.252
2 -	47.175	128.5	1:21.773	91.9	29.649	106.5	2:38.597 (1)	83.08		10:59:45.849
3 -	49.912	126.6	1:23.884	97.6	29.575	106.2	2:43.371	80.66	4.774	11:02:29.220
4 -	49.919	128.3	1:22.440	111.8	29.261	106.4	2:41.620 (3)	81.53	3.023	11:05:10.840
5 -	50.812	125.9	1:23.093	108.4	29.069	107.4	2:42.974	80.85	4.377	11:07:53.814
6 -	50.166	128.3	1:22.201	108.4	29.227	107.8	2:41.594 (2)	81.54	2.997	11:10:35.408
7 -	49.862	127.8	1:22.098	111.2	IN PIT		2:44.798 P	79.96	6.201	11:13:20.206

P14 63 ST2 Max GOFF			BMW E36 M3							
IDEAL LAP TIME : 2:20.177			BEST LAP TIME : 2:20.535			DIFFERENCE : 0.358				
LAP	SECTOR 1		SECTOR 2		SECTOR 3		LAP TIME	MPH	DIFF	TIME OF DAY
1 -		133.9	1:17.651	122.0	26.802	118.0	2:35.478	84.75	14.943	10:57:00.511
2 -	42.814	134.2	1:12.121	124.9	25.755	119.5	2:20.690 (2)	93.66	0.155	10:59:21.201
3 -	42.931	137.5	1:11.608	123.8	25.996	116.3	2:20.535 (1)	93.76		11:01:41.736
4 -	43.360	133.4	1:12.212	124.5	25.803	117.4	2:21.375 (3)	93.21	0.840	11:04:03.111
5 -	43.558	132.1	1:15.066	80.7	IN PIT		2:56.412 P	74.69	35.877	11:06:59.523

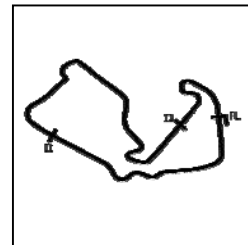
Weather / Track : Bright / Dry

Silverstone GP
Circuit Length = 3.6604 miles
Start: 10:54 Flag 11:16 End: 11:18

Silverstone International Trophy

HSCC Dunlop Saloon Car Cup

RACE 7 - SECTOR ANALYSIS



SECTOR 1 = FL to I1, SECTOR 2 = I1 to I2, SECTOR 3 = I2 to FL, DIFF = Difference To Personal Best Lap, P = Crossed Finish Line in Pit Lane, D = Time Disallowed

P15 64 ST1 Paul WHIGHT		Honda Accord								
IDEAL LAP TIME : 2:22.461		BEST LAP TIME : 2:22.875		DIFFERENCE : 0.414						
LAP	SECTOR 1	SECTOR 2	SECTOR 3	LAP TIME	MPH	DIFF	TIME OF DAY			
1 -	132.1	1:42.326	115.9	27.304	117.2	2:55.457	75.10	32.582	10:57:20.490	
2 -	45.751	130.5	1:15.300	122.6	26.384	119.7	2:27.435 (3)	89.38	4.560	10:59:47.925
3 -	43.882	135.0	1:13.409	125.6	25.584	118.9	2:22.875 (1)	92.23		11:02:10.800
4 -	43.534	135.0	1:13.343	118.9	26.759	117.2	2:23.636 (2)	91.74	0.761	11:04:34.436
5 -	45.154	131.5	1:13.378	113.5	IN PIT		2:37.527 P	83.65	14.652	11:07:11.963

P16 123 GA6 Ric WOOD		Holden Commodore								
IDEAL LAP TIME : 2:16.500		BEST LAP TIME : 2:16.707		DIFFERENCE : 0.207						
LAP	SECTOR 1	SECTOR 2	SECTOR 3	LAP TIME	MPH	DIFF	TIME OF DAY			
1 -	155.7	1:16.226	126.3	26.115	123.1	2:42.329 (3)	81.17	25.622	10:57:07.362	
2 -	41.755	140.9	1:14.708	137.2	25.595	131.2	2:22.058 (2)	92.76	5.351	10:59:29.420
3 -	40.331	154.9	1:10.574	131.8	25.802	126.7	2:16.707 (1)	96.39		11:01:46.127
4 -	41.470	151.1	1:10.672	133.6	IN PIT		2:22.160 P	92.69	5.453	11:04:08.287

P17 79 ST1 Mark JONES		Renault Laguna								
IDEAL LAP TIME : 2:18.194		BEST LAP TIME : 2:18.323		DIFFERENCE : 0.129						
LAP	SECTOR 1	SECTOR 2	SECTOR 3	LAP TIME	MPH	DIFF	TIME OF DAY			
1 -	136.6	1:11.124	125.4	25.692	120.0	2:20.394 (3)	93.86	2.071	10:56:45.427	
2 -	42.010	137.2	1:11.041	127.0	25.652	120.6	2:18.703 (2)	95.00	0.380	10:59:04.130
3 -	42.097	137.2	1:10.781	126.8	25.445	120.2	2:18.323 (1)	95.26		11:01:22.453

P18 1 GA1 Julian THOMAS		Ford Sierra RS500								
IDEAL LAP TIME : 2:20.146		BEST LAP TIME : 2:20.146		DIFFERENCE : 0.000						
LAP	SECTOR 1	SECTOR 2	SECTOR 3	LAP TIME	MPH	DIFF	TIME OF DAY			
1 -	150.1	1:16.389	130.5	26.489	124.5	2:30.329 (2)	87.65	10.183	10:56:55.362	
2 -	42.145	150.1	1:12.315	131.8	25.686	128.4	2:20.146 (1)	94.02		10:59:15.508

P19 117 GN3 Frank WRATHALL		Ford Capri								
IDEAL LAP TIME : 2:34.653		BEST LAP TIME : 2:36.387		DIFFERENCE : 1.734						
LAP	SECTOR 1	SECTOR 2	SECTOR 3	LAP TIME	MPH	DIFF	TIME OF DAY			
1 -	131.8	1:19.670	122.2	27.822	109.0	2:36.387 (1)	84.26		10:57:01.420	
2 -	47.161	120.6	1:26.987	84.6	IN PIT		2:55.535 P	75.07	19.147	10:59:56.955

P20 81 GA1 Ian GOFF		Ford Sierra RS500								
IDEAL LAP TIME :		BEST LAP TIME :		DIFFERENCE :						
LAP	SECTOR 1	SECTOR 2	SECTOR 3	LAP TIME	MPH	DIFF	TIME OF DAY			
1 -	133.4	1:51.637	76.9	IN PIT			3:16.432 P	67.08		10:57:41.465

Silverstone International Trophy

HSCC Dunlop Saloon Car Cup

RACE 7 - BEST SECTORS

SECTOR 1			SECTOR 2			SECTOR 3			IDEAL / BEST COMPARISON						
POS	NO	NAME	TIME	NO	NAME	TIME	NO	NAME	TIME	POS	NO	NAME	IDEAL	BEST	DIFF
													PERFECT LAP	2:16.350	
1	123	WOOD	40.331	123	WOOD	1:10.574	79	JONES	25.445	1	123	WOOD	2:16.500	2:16.707	0.207
2	79	JONES	41.968	79	JONES	1:10.781	64	WHIGHT	25.584	2	79	JONES	2:18.194	2:18.323	0.129
3	1	THOMAS	42.145	63	GOFF	1:11.608	123	WOOD	25.595	3	1	THOMAS	2:20.146	2:20.146	0.000
4	50	EATON	42.408	1	THOMAS	1:12.315	1	THOMAS	25.686	4	63	GOFF	2:20.177	2:20.535	0.358
5	63	GOFF	42.814	60	WRIGHT	1:13.179	63	GOFF	25.755	5	64	WHIGHT	2:22.461	2:22.875	0.414
6	10	SMITH	43.301	64	WHIGHT	1:13.343	10	SMITH	26.001	6	10	SMITH	2:22.821	2:23.407	0.586
7	60	WRIGHT	43.413	10	SMITH	1:13.519	50	EATON	26.093	7	50	EATON	2:22.896	2:23.131	0.235
8	64	WHIGHT	43.534	50	EATON	1:14.395	60	WRIGHT	26.388	8	60	WRIGHT	2:22.980	2:23.838	0.858
9	67	ABSLOM	44.520	67	ABSLOM	1:14.701	67	ABSLOM	26.681	9	67	ABSLOM	2:25.902	2:26.333	0.431
10	12	HANSON	45.514	12	HANSON	1:17.271	11	IRMLER	27.083	10	11	IRMLER	2:30.334	2:30.863	0.529
11	11	IRMLER	45.895	11	IRMLER	1:17.356	57	GOMM	27.314	11	12	HANSON	2:30.371	2:30.438	0.067
12	41	POCHCIOL	46.513	57	GOMM	1:17.818	12	HANSON	27.586	12	57	GOMM	2:31.791	2:32.389	0.598
13	57	GOMM	46.659	41	POCHCIOL	1:19.236	117	WRATHALL	27.822	13	41	POCHCIOL	2:33.601	2:33.783	0.182
14	117	WRATHALL	47.161	117	WRATHALL	1:19.670	41	POCHCIOL	27.852	14	117	WRATHALL	2:34.653	2:36.387	1.734
15	27	SCOTT	47.175	42	POCHCIOL	1:20.076	27	SCOTT	28.017	15	42	POCHCIOL	2:36.762	2:36.923	0.161
16	42	POCHCIOL	47.904	33	BURROWS	1:21.522	33	BURROWS	28.676	16	27	SCOTT	2:36.807	2:38.597	1.790
17	43	GUEST	48.215	27	SCOTT	1:21.615	42	POCHCIOL	28.782	17	33	BURROWS	2:38.494	2:38.577	0.083
18	33	BURROWS	48.296	43	GUEST	1:22.330	43	GUEST	29.108	18	43	GUEST	2:39.653	2:40.077	0.424
19	188	HAINES	50.151	188	HAINES	1:25.177	188	HAINES	30.134	19	188	HAINES	2:45.462	2:45.651	0.189
20				81	GOFF	1:51.637				20	81	GOFF			
21															

Weather / Track : Bright / Dry

Results can be found at www.tsl-timing.com

Silverstone GP

Circuit Length = 3.6604 miles

Start: 10:54 Flag 11:16 End: 11:18

Printed - 11:21 Sunday, 19 May 2019

Silverstone International Trophy

HSCC Dunlop Saloon Car Cup

RACE 7 - BEST SPEEDS

POS	INTERMEDIATE 1			INTERMEDIATE 2			FINISH LINE		
	NO	NAME	MPH	NO	NAME	MPH	NO	NAME	MPH
1	123	WOOD	155.7	123	WOOD	137.2	123	WOOD	131.2
2	1	THOMAS	150.8	1	THOMAS	131.8	1	THOMAS	128.4
3	50	EATON	149.7	50	EATON	129.3	50	EATON	126.4
4	60	WRIGHT	142.1	79	JONES	127.0	79	JONES	120.6
5	63	GOFF	137.5	60	WRIGHT	126.1	64	WHIGHT	119.7
6	79	JONES	137.2	10	SMITH	126.1	63	GOFF	119.5
7	10	SMITH	135.2	64	WHIGHT	125.6	10	SMITH	117.6
8	64	WHIGHT	135.0	63	GOFF	124.9	60	WRIGHT	117.2
9	81	GOFF	133.4	67	ABSOLOM	122.2	67	ABSOLOM	117.0
10	29	WOOD	132.8	117	WRATHALL	122.2	11	IRMLER	115.9
11	67	ABSOLOM	132.6	11	IRMLER	120.6	57	GOMM	113.5
12	57	GOMM	131.8	12	HANSON	119.6	27	SCOTT	112.2
13	117	WRATHALL	131.8	57	GOMM	119.1	41	POCHCIOL	111.0
14	42	POCHCIOL	130.8	41	POCHCIOL	117.9	42	POCHCIOL	110.3
15	12	HANSON	129.5	42	POCHCIOL	117.5	12	HANSON	110.1
16	188	HAINES	129.0	188	HAINES	116.7	117	WRATHALL	109.0
17	27	SCOTT	128.8	33	BURROWS	114.9	33	BURROWS	108.7
18	41	POCHCIOL	128.3	27	SCOTT	112.0	43	GUEST	104.5
19	11	IRMLER	127.3	43	GUEST	109.1	188	HAINES	103.7
20	33	BURROWS	125.2	81	GOFF	76.9			
21	43	GUEST	119.6						

Weather / Track : Bright / Dry

Results can be found at www.tsl-timing.com

Silverstone GP
Circuit Length = 3.6604 miles
Start: 10:54 Flag 11:16 End: 11:18

Printed - 11:22 Sunday, 19 May 2019

Silverstone International Trophy

HSCC Dunlop Saloon Car Cup

RACE 7 - STATISTICS

Competitors Started 21
Planned Start 2019-05-19 @ 10:55:00.000
Actual Start 2019-05-19 @ 10:54:25.032
Finish Time 2019-05-19 @ 11:16:08.548
Track Length 3.6604mi.
Total Laps 135
Total Distance Covered 494.1671mi.

Session Fastest Lap History

NO	CL	NAME	LAP TIME	TIME OF DAY	LAP	VEHICLE
79	ST1	Mark JONES	2:20.394	10:56:45.420	1	Renault Laguna
79	ST1	Mark JONES	2:18.703	10:59:04.123	2	Renault Laguna
79	ST1	Mark JONES	2:18.323	11:01:22.447	3	Renault Laguna
123	GA6	Ric WOOD	2:16.707	11:01:46.120	3	Holden Commodore

Session Leader History

NO	CL	NAME	FROM LAP	LAPS LED	DISTANCE	VEHICLE
79	ST1	Mark JONES	1	3	7.32 miles	Renault Laguna
63	ST2	Max GOFF	4	1	3.66 miles	BMW E36 M3
60	GA1	Mark WRIGHT	5	5	18.30 miles	Ford Sierra RS500

Flag History

TYPE	TIME OF DAY
GREEN	10:54:25.032
FINISH	11:16:08.548

Flag Statistics

TYPE	COUNT	TOTAL LAPS	TOTAL TIME
Green	1	9	24:33.595
Red	0	0	0.000
Safety Car	0	0	0.000
FCY	0	0	0.000

Weather / Track : Bright / Dry

Silverstone International Trophy
HSCC Dunlop Saloon Car Cup
RACE 7 - STATISTICS

CLASS : GA1

3 Starters

Fastest Lap History

NO	NAME	LAP TIME	TIME OF DAY	LAP	VEHICLE
60	Mark WRIGHT	2:24.071	10:56:49.097	1	Ford Sierra RS500
1	Julian THOMAS	2:20.146	10:59:15.500	2	Ford Sierra RS500

Leader History

NO	NAME	FROM LAP	LAPS LED	DISTANCE	VEHICLE
60	Mark WRIGHT	1	9	29.28 miles	Ford Sierra RS500

Silverstone International Trophy
HSCC Dunlop Saloon Car Cup
RACE 7 - STATISTICS

CLASS : GA2

2 Starters

Fastest Lap History

NO	NAME	LAP TIME	TIME OF DAY	LAP	VEHICLE
10	Mark SMITH	2:30.663	10:56:55.691	1	BMW E30 M3
10	Mark SMITH	2:24.648	10:59:20.339	2	BMW E30 M3
10	Mark SMITH	2:23.996	11:01:44.336	3	BMW E30 M3
10	Mark SMITH	2:23.407	11:04:07.742	4	BMW E30 M3

Leader History

NO	NAME	FROM LAP	LAPS LED	DISTANCE	VEHICLE
10	Mark SMITH	1	9	29.28 miles	BMW E30 M3

Silverstone International Trophy
HSCC Dunlop Saloon Car Cup
RACE 7 - STATISTICS

CLASS : GA4

1 Starters

Fastest Lap History

NO	NAME	LAP TIME	TIME OF DAY	LAP	VEHICLE
42	Paul POCHCIOL	2:47.342	10:57:12.363	1	Ford Capri
42	Paul POCHCIOL	2:41.009	10:59:53.372	2	Ford Capri
42	Paul POCHCIOL	2:40.180	11:02:33.552	3	Ford Capri
42	Paul POCHCIOL	2:39.166	11:05:12.718	4	Ford Capri
42	Paul POCHCIOL	2:36.923	11:07:49.640	5	Ford Capri

Leader History

NO	NAME	FROM LAP	LAPS LED	DISTANCE	VEHICLE
42	Paul POCHCIOL	1	9	29.28 miles	Ford Capri

Silverstone International Trophy
HSCC Dunlop Saloon Car Cup
RACE 7 - STATISTICS

CLASS : GA6

3 Starters

Fastest Lap History

NO	NAME	LAP TIME	TIME OF DAY	LAP	VEHICLE
50	Paul EATON	2:31.215	10:56:56.241	1	Holden Commodore
50	Paul EATON	2:26.437	10:59:22.679	2	Holden Commodore
123	Ric WOOD	2:22.058	10:59:29.413	2	Holden Commodore
123	Ric WOOD	2:16.707	11:01:46.120	3	Holden Commodore

Leader History

NO	NAME	FROM LAP	LAPS LED	DISTANCE	VEHICLE
50	Paul EATON	1	2	3.66 miles	Holden Commodore
123	Ric WOOD	3	2	7.32 miles	Holden Commodore
50	Paul EATON	5	5	18.30 miles	Holden Commodore

Silverstone International Trophy
HSCC Dunlop Saloon Car Cup
RACE 7 - STATISTICS

CLASS : ST1

3 Starters

Fastest Lap History

NO	NAME	LAP TIME	TIME OF DAY	LAP	VEHICLE
79	Mark JONES	2:20.394	10:56:45.420	1	Renault Laguna
79	Mark JONES	2:18.703	10:59:04.123	2	Renault Laguna
79	Mark JONES	2:18.323	11:01:22.447	3	Renault Laguna

Leader History

NO	NAME	FROM LAP	LAPS LED	DISTANCE	VEHICLE
79	Mark JONES	1	3	7.32 miles	Renault Laguna
64	Paul WHIGHT	4	1	3.66 miles	Honda Accord
11	Steffan IRMLER	5	5	18.30 miles	Opel Vectra

Silverstone International Trophy
HSCC Dunlop Saloon Car Cup
RACE 7 - STATISTICS

CLASS : ST2

3 Starters

Fastest Lap History

NO	NAME	LAP TIME	TIME OF DAY	LAP	VEHICLE
63	Max GOFF	2:35.478	10:57:00.525	1	BMW E36 M3
63	Max GOFF	2:20.690	10:59:21.213	2	BMW E36 M3
63	Max GOFF	2:20.535	11:01:41.750	3	BMW E36 M3

Leader History

NO	NAME	FROM LAP	LAPS LED	DISTANCE	VEHICLE
63	Max GOFF	1	4	10.98 miles	BMW E36 M3
67	Tony ABSOLOM	5	5	18.30 miles	Vauxhall Cavalier

Silverstone International Trophy
HSCC Dunlop Saloon Car Cup
RACE 7 - STATISTICS

CLASS : ST4

1 Starters

Fastest Lap History

NO	NAME	LAP TIME	TIME OF DAY	LAP	VEHICLE
33	Richard BURROWS	2:57.091	10:57:22.123	1	Peugeot 406
33	Richard BURROWS	2:45.797	11:00:07.921	2	Peugeot 406
33	Richard BURROWS	2:44.603	11:02:52.523	3	Peugeot 406
33	Richard BURROWS	2:44.250	11:05:36.772	4	Peugeot 406
33	Richard BURROWS	2:41.213	11:08:17.987	5	Peugeot 406
33	Richard BURROWS	2:39.566	11:10:57.552	6	Peugeot 406
33	Richard BURROWS	2:38.577	11:13:36.128	7	Peugeot 406

Leader History

NO	NAME	FROM LAP	LAPS LED	DISTANCE	VEHICLE
33	Richard BURROWS	1	8	25.62 miles	Peugeot 406

Silverstone International Trophy
HSCC Dunlop Saloon Car Cup
RACE 7 - STATISTICS

CLASS : GN3

4 Starters

Fastest Lap History

NO	NAME	LAP TIME	TIME OF DAY	LAP	VEHICLE
117	Frank WRATHALL	2:36.387	10:57:01.460	1	Ford Capri
12	James HANSON	2:34.782	10:59:36.927	2	Ford Capri
41	George POCHCIOL	2:33.783	10:59:38.436	2	Ford Capri
12	James HANSON	2:32.158	11:02:09.084	3	Ford Capri
12	James HANSON	2:31.141	11:04:40.225	4	Ford Capri
12	James HANSON	2:31.095	11:07:11.321	5	Ford Capri
12	James HANSON	2:30.927	11:09:42.248	6	Ford Capri
12	James HANSON	2:30.438	11:17:15.678	9	Ford Capri

Leader History

NO	NAME	FROM LAP	LAPS LED	DISTANCE	VEHICLE
117	Frank WRATHALL	1	1	miles	Ford Capri
12	James HANSON	2	8	29.28 miles	Ford Capri

Weather / Track : Bright / Dry

Silverstone International Trophy
HSCC Dunlop Saloon Car Cup
RACE 7 - STATISTICS

CLASS : GA5

1 Starters

Fastest Lap History

NO	NAME	LAP TIME	TIME OF DAY	LAP	VEHICLE
57	Jo GOMM	2:47.803	10:57:12.828	1	Ford Escort Mk1
57	Jo GOMM	2:39.575	10:59:52.403	2	Ford Escort Mk1
57	Jo GOMM	2:35.068	11:02:27.471	3	Ford Escort Mk1
57	Jo GOMM	2:34.370	11:07:36.955	5	Ford Escort Mk1
57	Jo GOMM	2:33.890	11:10:10.845	6	Ford Escort Mk1
57	Jo GOMM	2:33.221	11:12:44.065	7	Ford Escort Mk1
57	Jo GOMM	2:32.389	11:15:16.455	8	Ford Escort Mk1

Leader History

NO	NAME	FROM LAP	LAPS LED	DISTANCE	VEHICLE
57	Jo GOMM	1	9	29.28 miles	Ford Escort Mk1