



## Historic Race Meeting

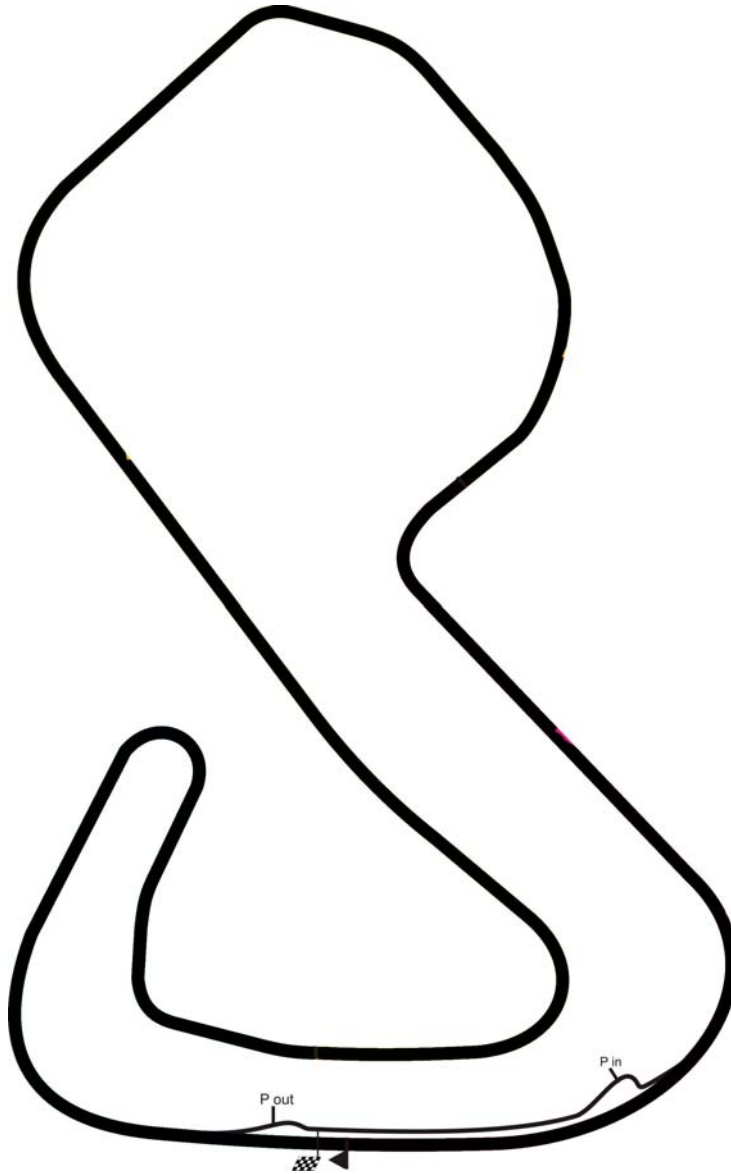
# HSCC Historic Superprix

Brands Hatch  
13/14 July 2013



Timing and Results by MST SYSTEMS Ltd  
[www.mstworld.com](http://www.mstworld.com)

# BRANDS HATCH



CIRCUIT LENGTH 2.301 Miles / 3.703 Kilometers



**Super Touring Trophy**  
**RACE 8 - QUALIFYING - Brands Hatch - 13/14 July 2013**

POS	NO	CL	DRIVER(S)	NAT	CAR	TIME	LAPS	GAP	MPH
1	12	A	Patrick WATTS		Peugeot 406	1:34.872	8		92.32
2	70	A	Stewart WHYTE		Honda Accord	1:37.859	7	2.987	89.50
3	123	A	James DODD		Nissan Primera	1:38.420	6	3.548	88.99
4	77	A	David JARMAN		Nissan Primera	1:38.590	9	3.718	88.84
5	8	A	John CLELAND		Vauxhall Vectra	1:38.721	6	3.849	88.72
6	5	D	Simon GARRAD		Ford Sierra RS500	1:38.918	8	4.046	88.54
7	23	A	Derek PALMER		Nissan Primera	1:39.040	4	4.168	88.43
8	84	A	Richard HAWKEN		Nissan Primera Gt	1:41.428	5	6.556	86.35
9	44	F	Mark SMITH		BMW E3 M3	1:41.466	9	6.594	86.32
10	3	D	Paul SMITH		Ford Sierra RS 500	1:41.490	5	6.618	86.30
11	53	A	Alvin POWELL		Ford Mondeo	1:41.700	7	6.828	86.12
12	4	INV	Stephen DYMOKE		Alfa Romeo 156	1:41.818	9	6.946	86.02
13	55	A	Derek HALE		Honda Accord	1:42.582	6	7.710	85.38
14	2	INV	Neil SMITH		Alfa Romeo 156	1:43.783	2	8.911	84.39
15	36	A	Keith BUTCHER		Nissan Primera ST	1:48.459	3	13.587	80.75
16	82	INV	Peter HALLFORD		Ford Mustang	1:51.187	3	16.315	78.77

**Cars 3, 5 - No working transponder.**

**Weather/Track: Sun/Dry**

**These results are provisional until the conclusion of any judicial and technical matters.**

Brands Hatch

Circuit Length = 2.4330 miles.

Start: 12:16 End: 12:31

Clerk of the Course:		Timekeeper:
----------------------	--	-------------

# Super Touring Trophy

## RACE 8 - QUALIFYING LAP ANALYSIS - Brands Hatch - 13/14 July 2013

<b>2</b>	<b>Neil SMITH</b>	Alfa Romeo 156
1 - 8:32.953 2 - <b>1:43.783</b>		
<b>3</b>	<b>Paul SMITH</b>	Ford Sierra RS 500
1 - 8:08.406 2 - 1:41.857 3 - <b>1:41.490</b> 4 - 3:40.089P 5 - 2:07.659		
<b>4</b>	<b>Stephen DYMOKE</b>	Alfa Romeo 156
1 - 8:33.224    6 - 1:43.501 2 - 1:47.929    7 - <b>1:41.818</b> 3 - 1:44.502    8 - 1:42.855 4 - 1:44.100    9 - 1:41.986 5 - 1:45.065		
<b>5</b>	<b>Simon GARRAD</b>	Ford Sierra RS500
1 - 8:12.682    6 - 1:41.220 2 - 1:42.991    7 - 4:06.432P 3 - 1:40.969    8 - 1:45.830 4 - <b>1:38.918</b> 5 - 1:39.720		
<b>8</b>	<b>John CLELAND</b>	Vauxhall Vectra
1 - 8:07.760    6 - 6:15.602P 2 - 1:42.311 3 - 1:45.377 4 - 1:39.846 5 - <b>1:38.721</b>		
<b>12</b>	<b>Patrick WATTS</b>	Peugeot 406
1 - 8:31.497    6 - 1:40.424 2 - 1:38.034    7 - 2:03.984 3 - 1:35.294    8 - 1:35.338 4 - 1:35.340 5 - <b>1:34.872</b>		

Cars 3, 5 - No working transponder, to start from back of grid  
Weather/Track: Sun/Dry

# Super Touring Trophy

## RACE 8 - QUALIFYING LAP ANALYSIS - Brands Hatch - 13/14 July 2013

(contd.)

<b>23</b>	<b>Derek PALMER</b>	Nissan Primera
1 - X:00.000 2 - 2:17.829 3 - <b>1:39.040</b> 4 - 1:39.866		
<b>36</b>	<b>Keith BUTCHER</b>	Nissan Primera ST
1 - X:00.000 2 - 1:49.030 3 - <b>1:48.459</b>		
<b>44</b>	<b>Mark SMITH</b>	BMW E3 M3
1 - 8:36.897    6 - 1:43.205 2 - 1:47.724    7 - <b>1:41.466</b> 3 - 1:44.133    8 - 1:43.531 4 - 1:41.846    9 - 1:42.199 5 - 1:43.361		
<b>53</b>	<b>Alvin POWELL</b>	Ford Mondeo
1 - 8:50.034    6 - 1:42.033 2 - 2:05.355    7 - <b>1:41.700</b> 3 - 1:49.100 4 - 1:44.283 5 - 1:42.306		
<b>55</b>	<b>Derek HALE</b>	Honda Accord
1 - 8:53.872    6 - 1:49.087 2 - 1:48.761 3 - 1:44.688 4 - <b>1:42.582</b> 5 - 1:42.586		
<b>70</b>	<b>Stewart WHYTE</b>	Honda Accord
1 - 8:46.210    6 - 1:38.927 2 - 1:45.163    7 - <b>1:37.859</b> 3 - 2:04.862 4 - 1:40.681 5 - 1:41.097		

Cars 3, 5 - No working transponder, to start from back of grid  
Weather/Track: Sun/Dry

# Super Touring Trophy


## RACE 8 - QUALIFYING LAP ANALYSIS - Brands Hatch - 13/14 July 2013

(contd.)

<b>77</b>	<b>David JARMAN</b>	Nissan Primera
1 - 8:17.826	6 - <b>1:38.590</b>	
2 - 1:43.386	7 - 1:39.619	
3 - 1:41.721	8 - 1:38.856	
4 - 1:40.025	9 - 1:40.148	
5 - 1:39.490		
<b>82</b>	<b>Peter HALLFORD</b>	Ford Mustang
1 - 9:05.161		
2 - <b>1:51.187</b>		
3 - 1:51.483		
<b>84</b>	<b>Richard HAWKEN</b>	Nissan Primera Gt
1 - 8:58.138		
2 - 1:46.625		
3 - 1:44.535		
4 - 1:44.162		
5 - <b>1:41.428</b>		
<b>123</b>	<b>James DODD</b>	Nissan Primera
1 - 8:14.213	6 - 2:07.331P	
2 - 1:43.621		
3 - 1:39.868		
4 - <b>1:38.420</b>		
5 - 1:39.902		

Cars 3, 5 - No working transponder, to start from back of grid  
Weather/Track: Sun/Dry

**Super Touring Trophy**  
**RACE 8 - GRID - Brands Hatch - 13/14 July 2013**

ROW 8	36 BUTCHER	82 HALLFORD
ROW 7	55 HALE	2 SMITH
ROW 6	53 POWELL	4 DYMOKE
ROW 5	44 SMITH	3 SMITH
ROW 4	23 PALMER	84 HAWKEN
ROW 3	8 CLELAND	5 GARRAD
ROW 2	123 DODD	77 JARMAN
ROW 1	12 WATTS	70 WHYTE
POLE		
		

**Cars 3, 5 - No working transponder.**

**Weather/Track: Sun/Dry**

**These results are provisional until the conclusion of any judicial and technical matters.**

Brands Hatch

Circuit Length = 2.4330 miles.

Start: 12:16 End: 12:31

Clerk of the Course:

Timekeeper:

# Super Touring Trophy

## RACE 8 - CLASSIFICATION - Brands Hatch - 13/14 July 2013

POS	NO	CL	DRIVER(S)	NAT	CAR	TIME	LAPS	GAP	MPH	BEST
1	123	A	James DODD		Nissan Primera	16:18.955	10		89.54	1:36.862
2	23	A	Derek PALMER		Nissan Primera	16:45.056	10	26.101	87.21	1:38.667
3	5	D	Simon GARRAD		Ford Sierra RS500	16:56.665	10	37.710	86.22	1:40.369
4	77	A	David JARMAN		Nissan Primera	16:57.965	10	39.010	86.10	1:38.405
5	3	D	Paul SMITH		Ford Sierra RS500	17:04.784	10	45.829	85.53	1:40.900
6	53	A	Alvin POWELL		Ford Mondeo	17:13.367	10	54.412	84.82	1:41.053
7	4	INV	Stephen DYMOKE		Alfa Romeo 156	17:16.460	10	57.505	84.57	1:41.634
8	82	INV	Peter HALLFORD		Ford Mustang	16:33.054	9	1 LAP	79.44	1:47.184

### NOT CLASSIFIED

70	A	Stewart WHYTE		Honda Accord	10:48.148	6	D.N.F.	81.18	1:36.496
44	F	Mark SMITH		BMW E3 M3	8:40.766	5	D.N.F.	84.22	1:41.699
84	A	Richard HAWKEN		Nissan Primera Gt	8:41.809	5	D.N.F.	84.05	1:40.991
12	A	Patrick WATTS		Peugeot 406	1:41.650	1	D.N.F.	86.83	1:41.650
8	A	John CLELAND		Vauxhall Vectra	1:46.324	1	D.N.F.	83.02	1:46.324

### FASTEST LAP

70	A	Stewart WHYTE		Honda Accord	1:36.496	3	90.76mph	146.07kph
5	D	Simon GARRAD		Ford Sierra RS500	1:40.369	3	87.26mph	140.44kph
4	INV	Stephen DYMOKE		Alfa Romeo 156	1:41.634	9	86.18mph	138.69kph
44	F	Mark SMITH		BMW E3 M3	1:41.699	5	86.12mph	138.60kph

Cars 3, 5 - No working transponder

Weather/Track: Sun/Dry

These results are provisional until the conclusion of any judicial and technical matters.

Brands Hatch

Circuit Length = 2.4330 miles.

Start: 17:41 End: 17:57

Clerk of the Course:

Timekeeper:



# Super Touring Trophy

## RACE 8 - LAP ANALYSIS - Brands Hatch - 13/14 July 2013

<b>3</b>	<b>Paul SMITH</b>	Ford Sierra RS500
1 - 1:46.323	6 - 1:42.140	
2 - 1:41.893	7 - 1:42.919	
3 - 1:41.046	8 - 1:41.001	
4 - 1:42.290	9 - <b>1:40.900</b>	
5 - 1:42.398	10 - 1:43.874	
<b>4</b>	<b>Stephen DYMOKE</b>	Alfa Romeo 156
1 - 1:52.272	6 - 1:43.788	
2 - 1:44.625	7 - 1:41.889	
3 - 1:43.042	8 - 1:43.055	
4 - 1:41.891	9 - <b>1:41.634</b>	
5 - 1:41.881	10 - 1:42.383	
<b>5</b>	<b>Simon GARRAD</b>	Ford Sierra RS500
1 - 1:45.490	6 - 1:40.847	
2 - 1:41.159	7 - 1:41.017	
3 - <b>1:40.369</b>	8 - 1:41.678	
4 - 1:40.859	9 - 1:42.491	
5 - 1:41.265	10 - 1:41.490	
<b>8</b>	<b>John CLELAND</b>	Vauxhall Vectra
1 - <b>1:46.324</b>		
<b>12</b>	<b>Patrick WATTS</b>	Peugeot 406
1 - <b>1:41.650</b>		
<b>23</b>	<b>Derek PALMER</b>	Nissan Primera
1 - 1:47.157	6 - 1:39.918	
2 - 1:41.472	7 - 1:39.775	
3 - 1:39.618	8 - 1:39.216	
4 - 1:39.278	9 - 1:40.543	
5 - 1:39.412	10 - <b>1:38.667</b>	

# Super Touring Trophy

## RACE 8 - LAP ANALYSIS - Brands Hatch - 13/14 July 2013

(contd.)

<b>44</b>	<b>Mark SMITH</b>	BMW E3 M3
1 - 1:50.582 2 - 1:44.210 3 - 1:42.133 4 - 1:42.142 5 - <b>1:41.699</b>		
<b>53</b>	<b>Alvin POWELL</b>	Ford Mondeo
1 - 1:51.679    6 - 1:42.552 2 - 1:44.527    7 - 1:41.607 3 - 1:42.587    8 - 1:41.244 4 - 1:41.237    9 - 1:42.392 5 - <b>1:41.053</b> 10 - 1:44.489		
<b>70</b>	<b>Stewart WHYTE</b>	Honda Accord
1 - 1:41.863    6 - 1:46.378 2 - 1:37.989 3 - <b>1:36.496</b> 4 - 1:37.501 5 - 2:27.921		
<b>77</b>	<b>David JARMAN</b>	Nissan Primera
1 - 1:45.746    6 - 1:41.789 2 - 1:41.863    7 - 1:43.481 3 - 1:41.766    8 - 1:40.604 4 - 1:42.553    9 - 1:38.930 5 - 1:42.828    10 - <b>1:38.405</b>		
<b>82</b>	<b>Peter HALLFORD</b>	Ford Mustang
1 - 1:53.624    6 - 1:50.332 2 - <b>1:47.184</b> 7 - 1:52.181 3 - 1:48.927    8 - 1:53.018 4 - 1:48.188    9 - 1:49.730 5 - 1:49.870		
<b>84</b>	<b>Richard HAWKEN</b>	Nissan Primera Gt
1 - 1:50.881 2 - 1:45.689 3 - 1:42.619 4 - <b>1:40.991</b> 5 - 1:41.629		

Weather/Track: Sun/Dry

www.mstworld.com

Page 2 of 3

Brands Hatch  
Circuit Length = 2.4330 miles.  
Start: 17:41    End: 17:57

Printed - 18:00 Saturday, 13 July 2013

# Super Touring Trophy

## RACE 8 - LAP ANALYSIS - Brands Hatch - 13/14 July 2013

(contd.)

<b>123</b>	<b>James DODD</b>	Nissan Primera
1 - 1:42.377	6 - 1:37.076	
2 - 1:38.018	7 - 1:37.140	
3 - <b>1:36.862</b>	8 - 1:37.527	
4 - 1:36.965	9 - 1:37.748	
5 - 1:37.341	10 - 1:37.901	

Weather/Track: Sun/Dry

[www.mstworld.com](http://www.mstworld.com)

Page 3 of 3

Brands Hatch  
Circuit Length = 2.4330 miles.  
Start: 17:41 End: 17:57

Printed - 18:00 Saturday, 13 July 2013

# Super Touring Trophy

## RACE 8 - LAP CHART - Brands Hatch - 13/14 July 2013

Lap 1			Lap 2			Lap 3			Lap 4			Lap 5		
No	Behind	Laptime	No	Behind	Laptime	No	Behind	Laptime	No	Behind	Laptime	No	Behind	Laptime
12		1:41.650	70		1:37.989	70		1:36.496	70		1:37.501	123		1:37.341
70	0.213	1:41.863	123	0.543	1:38.018	123	0.909	1:36.862	123	0.373	1:36.965	23	15.374	1:39.412
123	0.727	1:42.377	5	6.797	1:41.159	5	10.670	1:40.369	23	13.676	1:39.278	5	17.579	1:41.265
5	3.840	1:45.490	77	7.757	1:41.863	23	11.899	1:39.618	5	14.028	1:40.859	3	22.387	1:42.398
77	4.096	1:45.746	3	8.364	1:41.893	3	12.914	1:41.046	3	17.703	1:42.290	77	23.193	1:42.828
3	4.673	1:46.323	23	8.777	1:41.472	77	13.027	1:41.766	77	18.079	1:42.553	44	29.203	1:41.699
8	4.674	1:46.324	44	14.940	1:44.210	44	20.577	1:42.133	44	25.218	1:42.142	53	29.520	1:41.053
23	5.507	1:47.157	53	16.354	1:44.527	53	22.445	1:42.587	53	26.181	1:41.237	84	30.246	1:41.629
44	8.932	1:50.582	84	16.718	1:45.689	84	22.841	1:42.619	84	26.331	1:40.991	4	32.148	1:41.881
84	9.231	1:50.881	4	17.045	1:44.625	4	23.591	1:43.042	4	27.981	1:41.891	70	50.207	2:27.921
53	10.029	1:51.679	82	20.956	1:47.184	82	33.387	1:48.927	82	44.074	1:48.188	82	56.230	1:49.870
4	10.622	1:52.272												
82	11.974	1:53.624												

Weather/Track: Sun/Dry

www.mstworld.com

Page 1 of 2

Brands Hatch  
Circuit Length = 2.4330 miles.  
Start: 17:41 End: 17:57

Printed - 18:00 Saturday, 13 July 2013

# Super Touring Trophy

## RACE 8 - LAP CHART - Brands Hatch - 13/14 July 2013

(contd.)

Lap 6			Lap 7			Lap 8			Lap 9			Lap 10		
No	Behind	Laptime	No	Behind	Laptime	No	Behind	Laptime	No	Behind	Laptime	No	Behind	Laptime
123		1:37.076	123		1:37.140	123		1:37.527	123		1:37.748	123		1:37.901
23	18.216	1:39.918	23	20.851	1:39.775	23	22.540	1:39.216	82	1 LAP	1:53.018	82	1 LAP	1:49.730
5	21.350	1:40.847	5	25.227	1:41.017	5	29.378	1:41.678	23	25.335	1:40.543	23	26.101	1:38.667
3	27.451	1:42.140	3	33.230	1:42.919	3	36.704	1:41.001	5	34.121	1:42.491	5	37.710	1:41.490
77	27.906	1:41.789	77	34.247	1:43.481	77	37.324	1:40.604	77	38.506	1:38.930	77	39.010	1:38.405
53	34.996	1:42.552	53	39.463	1:41.607	53	43.180	1:41.244	3	39.856	1:40.900	3	45.829	1:43.874
4	38.860	1:43.788	4	43.609	1:41.889	4	49.137	1:43.055	53	47.824	1:42.392	53	54.412	1:44.489
70	59.509	1:46.378	82	1:24.527	1:52.181				4	53.023	1:41.634	4	57.505	1:42.383
82	1:09.486	1:50.332												

Weather/Track: Sun/Dry

www.mstworld.com


Page 2 of 2

Brands Hatch  
Circuit Length = 2.4330 miles.  
Start: 17:41 End: 17:57

Printed - 18:00 Saturday, 13 July 2013

# Super Touring Trophy

## RACE 13 - AMENDED GRID - Brands Hatch - 13/14 July 2013

ROW 7	8 CLELAND	2 SMITH
ROW 6	84 HAWKEN	12 WATTS
ROW 5	70 WHYTE	44 SMITH
ROW 4	4 DYMOKE	82 HALLFORD
ROW 3	3 SMITH	53 POWELL
ROW 2	5 GARRAD	77 JARMAN
ROW 1	123 DODD	23 PALMER
POLE		
		

Car 2 allowed to start from back of grid

Weather/Track: Sun/Dry

These results are provisional until the conclusion of any judicial and technical matters.

Brands Hatch

Circuit Length = 2.4330 miles.

Start: 17:41 End: 17:57

Clerk of the Course:

Timekeeper:

# Super Touring Trophy

## RACE 13 - CLASSIFICATION - Brands Hatch - 13/14 July 2013

POS	NO	CL	DRIVER(S)	NAT	CAR	TIME	LAPS	GAP	MPH	BEST
1	12	A	Patrick WATTS		Peugeot 406	19:21.416	12		90.55	1:34.665
2	123	A	James DODD		Nissan Primera	19:21.763	12	0.347	90.53	1:35.824
3	8	A	John CLELAND		Vauxhall Vectra	19:37.541	12	16.125	89.31	1:35.916
4	77	A	David JARMAN		Nissan Primera	19:38.231	12	16.815	89.26	1:35.518
5	23	A	Derek PALMER		Nissan Primera	19:40.434	12	19.018	89.09	1:36.423
6	2	INV	Neil SMITH		Alfa Romeo 156	20:04.210	12	42.794	87.33	1:36.483
7	3	D	Paul SMITH		Ford Sierra RS500	20:25.780	12	1:04.364	85.80	1:40.872
8	4	INV	Stephen DYMOKE		Alfa Romeo 156	20:59.178	12	1:37.762	83.52	1:42.698
9	82	INV	Peter HALLFORD		Ford Mustang	19:51.021	11	1 LAP	80.95	1:46.619
NOT CLASSIFIED										
84	A	Richard HAWKEN		Nissan Primera Gt	8:33.550	5	D.N.F.	85.41	1:40.387	
5	D	Simon GARRAD		Ford Sierra RS500	3:28.308	2	D.N.F.	84.42	1:43.791	
53	A	Alvin POWELL		Ford Mondeo	1:50.903	1	D.N.F.	79.59	1:50.903	
FASTEST LAP										
12	A	Patrick WATTS		Peugeot 406	1:34.665	6	92.52mph	148.90kph		
2	INV	Neil SMITH		Alfa Romeo 156	1:36.483	7	90.78mph	146.09kph		
3	D	Paul SMITH		Ford Sierra RS500	1:40.872	10	86.83mph	139.74kph		

Weather/Track: Sun/Dry

These results are provisional until the conclusion of any judicial and technical matters.

Brands Hatch  
Circuit Length = 2.4330 miles.  
Start: 15:18 End: 15:36

Clerk of the Course:		Timekeeper:
----------------------	--	-------------

# Super Touring Trophy

## RACE 13 - LAP ANALYSIS - Brands Hatch - 13/14 July 2013

<b>2</b>	<b>Neil SMITH</b>	Alfa Romeo 156
1 - 1:45.828	6 - 1:36.536	11 - 1:39.636
2 - 1:41.145	7 - <b>1:36.483</b>	12 - 1:41.933
3 - 1:39.944	8 - 1:36.636	
4 - 1:37.541	9 - 1:36.665	
5 - 1:37.347	10 - 1:54.516	
<b>3</b>	<b>Paul SMITH</b>	Ford Sierra RS500
1 - 1:44.295	6 - 1:41.783	11 - 1:42.511
2 - 1:41.130	7 - 1:42.043	12 - 1:42.674
3 - 1:41.949	8 - 1:41.204	
4 - 1:42.760	9 - 1:42.236	
5 - 1:42.323	10 - <b>1:40.872</b>	
<b>4</b>	<b>Stephen DYMOKE</b>	Alfa Romeo 156
1 - 1:51.263	6 - 1:44.337	11 - 1:43.570
2 - 1:46.412	7 - 1:44.324	12 - <b>1:42.698</b>
3 - 1:45.515	8 - 1:43.669	
4 - 1:45.033	9 - 1:44.139	
5 - 1:43.964	10 - 1:44.254	
<b>5</b>	<b>Simon GARRAD</b>	Ford Sierra RS500
1 - <b>1:43.791</b>		
2 - 1:44.517		
<b>8</b>	<b>John CLELAND</b>	Vauxhall Vectra
1 - 1:46.123	6 - 1:36.407	11 - 1:37.337
2 - 1:40.185	7 - 1:36.928	12 - 1:36.887
3 - 1:39.794	8 - 1:36.624	
4 - 1:37.573	9 - 1:36.390	
5 - 1:37.377	10 - <b>1:35.916</b>	
<b>12</b>	<b>Patrick WATTS</b>	Peugeot 406
1 - 1:44.548	6 - <b>1:34.665</b>	11 - 1:35.838
2 - 1:39.611	7 - 1:34.971	12 - 1:36.103
3 - 1:36.044	8 - 1:35.552	
4 - 1:35.591	9 - 1:36.637	
5 - 1:35.021	10 - 1:36.835	

Weather/Track: Sun/Dry

www.mstworld.com

Page 1 of 2

Brands Hatch  
Circuit Length = 2.4330 miles.  
Start: 15:18 End: 15:36  
Printed - 15:41 Sunday, 14 July 2013



# Super Touring Trophy

## RACE 13 - LAP ANALYSIS - Brands Hatch - 13/14 July 2013

(contd.)

<b>23</b>	<b>Derek PALMER</b>	Nissan Primera
1 - 1:44.098	6 - <b>1:36.423</b>	11 - 1:39.866
2 - 1:38.608	7 - 1:37.332	12 - 1:38.468
3 - 1:36.913	8 - 1:39.982	
4 - 1:37.571	9 - 1:36.911	
5 - 1:36.874	10 - 1:37.388	
<b>53</b>	<b>Alvin POWELL</b>	Ford Mondeo
1 - <b>1:50.903</b>		
<b>77</b>	<b>David JARMAN</b>	Nissan Primera
1 - 1:42.628	6 - 1:37.528	11 - 1:37.768
2 - 1:41.256	7 - 1:37.132	12 - 1:37.906
3 - 1:39.645	8 - 1:36.715	
4 - 1:38.062	9 - 1:36.578	
5 - 1:37.495	10 - <b>1:35.518</b>	
<b>82</b>	<b>Peter HALLFORD</b>	Ford Mustang
1 - 1:54.810	6 - 1:47.319	11 - 1:48.050
2 - 1:47.604	7 - <b>1:46.619</b>	
3 - 1:47.906	8 - 1:47.944	
4 - 1:46.901	9 - 1:47.660	
5 - 1:47.398	10 - 1:48.810	
<b>84</b>	<b>Richard HAWKEN</b>	Nissan Primera Gt
1 - 1:48.251		
2 - 1:40.566		
3 - 1:41.058		
4 - <b>1:40.387</b>		
5 - 1:43.288		
<b>123</b>	<b>James DODD</b>	Nissan Primera
1 - 1:41.075	6 - 1:35.835	11 - <b>1:35.824</b>
2 - 1:37.257	7 - 1:36.177	12 - 1:35.988
3 - 1:36.860	8 - 1:36.590	
4 - 1:36.595	9 - 1:36.481	
5 - 1:36.121	10 - 1:36.960	

Weather/Track: Sun/Dry

www.mstworld.com

Page 2 of 2

Brands Hatch  
Circuit Length = 2.4330 miles.  
Start: 15:18 End: 15:36  
Printed - 15:41 Sunday, 14 July 2013

# Super Touring Trophy

## RACE 13 - LAP CHART - Brands Hatch - 13/14 July 2013

Lap 1			Lap 2			Lap 3			Lap 4			Lap 5		
No	Behind	Laptime	No	Behind	Laptime	No	Behind	Laptime	No	Behind	Laptime	No	Behind	Laptime
123		1:41.075	123		1:37.257	123		1:36.860	123		1:36.595	123		1:36.121
77	1.553	1:42.628	23	4.374	1:38.608	23	4.427	1:36.913	12	4.007	1:35.591	12	2.907	1:35.021
5	2.716	1:43.791	77	5.552	1:41.256	12	5.011	1:36.044	23	5.403	1:37.571	23	6.156	1:36.874
23	3.023	1:44.098	12	5.827	1:39.611	77	8.337	1:39.645	77	9.804	1:38.062	77	11.178	1:37.495
3	3.220	1:44.295	3	7.093	1:41.130	8	10.910	1:39.794	8	11.888	1:37.573	8	13.144	1:37.377
12	3.473	1:44.548	8	7.976	1:40.185	2	11.725	1:39.944	2	12.671	1:37.541	2	13.897	1:37.347
2	4.753	1:45.828	2	8.641	1:41.145	3	12.182	1:41.949	3	18.347	1:42.760	3	24.549	1:42.323
8	5.048	1:46.123	5	9.976	1:44.517	84	14.683	1:41.058	84	18.475	1:40.387	84	25.642	1:43.288
84	7.176	1:48.251	84	10.485	1:40.566	4	27.998	1:45.515	4	36.436	1:45.033	4	44.279	1:43.964
53	9.828	1:50.903	4	19.343	1:46.412	82	35.128	1:47.906	82	45.434	1:46.901	82	56.711	1:47.398
4	10.188	1:51.263	82	24.082	1:47.604									
82	13.735	1:54.810												

Weather/Track: Sun/Dry

www.mstworld.com

Page 1 of 3

Brands Hatch  
Circuit Length = 2.4330 miles.  
Start: 15:18 End: 15:36

Printed - 15:41 Sunday, 14 July 2013

# Super Touring Trophy

## RACE 13 - LAP CHART - Brands Hatch - 13/14 July 2013

(contd.)

Lap 6			Lap 7			Lap 8			Lap 9			Lap 10		
No	Behind	Laptime	No	Behind	Laptime	No	Behind	Laptime	No	Behind	Laptime	No	Behind	Laptime
123		1:35.835	123		1:36.177	12		1:35.552	12		1:36.637	12		1:36.835
12	1.737	1:34.665	12	0.531	1:34.971	123	0.507	1:36.590	123	0.351	1:36.481	123	0.476	1:36.960
23	6.744	1:36.423	23	7.899	1:37.332	23	11.798	1:39.982	23	12.072	1:36.911	82	1 LAP	1:47.660
77	12.871	1:37.528	77	13.826	1:37.132	77	14.458	1:36.715	77	14.399	1:36.578	23	12.625	1:37.388
8	13.716	1:36.407	8	14.467	1:36.928	8	15.008	1:36.624	8	14.761	1:36.390	77	13.082	1:35.518
2	14.598	1:36.536	2	14.904	1:36.483	2	15.457	1:36.636	2	15.485	1:36.665	8	13.842	1:35.916
3	30.497	1:41.783	3	36.363	1:42.043	3	41.484	1:41.204	3	47.083	1:42.236	2	33.166	1:54.516
4	52.781	1:44.337	4	1:00.928	1:44.324	4	1:08.514	1:43.669	4	1:16.016	1:44.139	3	51.120	1:40.872
82	1:08.195	1:47.319	82	1:18.637	1:46.619	82	1:30.498	1:47.944				4	1:23.435	1:44.254

Weather/Track: Sun/Dry

www.mstworld.com

Page 2 of 3

Brands Hatch  
Circuit Length = 2.4330 miles.  
Start: 15:18 End: 15:36

Printed - 15:41 Sunday, 14 July 2013

# Super Touring Trophy

## RACE 13 - LAP CHART - Brands Hatch - 13/14 July 2013

(contd.)

Lap 11			Lap 12			Lap 13			Lap 14			Lap 15		
No	Behind	Laptime	No	Behind	Laptime	No	Behind	Laptime	No	Behind	Laptime	No	Behind	Laptime
12		1:35.838	12		1:36.103									
123	0.462	1:35.824	123	0.347	1:35.988									
77	15.012	1:37.768	8	16.125	1:36.887									
8	15.341	1:37.337	77	16.815	1:37.906									
23	16.653	1:39.866	23	19.018	1:38.468									
82	1 LAP	1:48.810	82	1 LAP	1:48.050									
2	36.964	1:39.636	2	42.794	1:41.933									
3	57.793	1:42.511	3	1:04.364	1:42.674									
4	1:31.167	1:43.570	4	1:37.762	1:42.698									

Weather/Track: Sun/Dry

[www.mstworld.com](http://www.mstworld.com)

Page 3 of 3

Brands Hatch  
Circuit Length = 2.4330 miles.  
Start: 15:18 End: 15:36

Printed - 15:41 Sunday, 14 July 2013