



NATIONAL CHAMPIONSHIP RACE MEETING

Pembrey

10th & 11th September 2010



Results Provided by Timing Solutions Ltd

www.tsl-timing.com

Welsh Sports Saloon Championship
QUALIFYING - RACE 5 - CLASSIFICATION

POS	NO	CL	NAME	ENTRY	TIME	ON	LAPS	GAP	DIFF	MPH
1	51	D	Dominic EVANS	Caterham CSR 260	1:00.350	10	15			86.85
2	81	D	David KRAYEM	Ginetta G50	1:00.988	9	17	0.638	0.638	85.94
3	24	C	Bryan HEITKOTTER	Nissan 370Z	1:01.069	7	19	0.719	0.081	85.83
4	63	C	Jann MARDENBOROUGH	Nissan 370Z	1:01.112	15	18	0.762	0.043	85.77
5	58	D	Neil WATTS	Westfield SEiW	1:02.522	6	13	2.172	1.410	83.83
6	23	D	Alvin POWELL	Ford Mondeo	1:03.125	5	6	2.775	0.603	83.03
7	31	D	Chris EVERILL	Ginetta G20	1:03.427	2	3	3.077	0.302	82.63
8	36	D	Keith BUTCHER	Ginetta G50	1:03.516	5	17	3.166	0.089	82.52
9	18	C	Neil TRAINER	Mitsubishi Lancer	1:04.417	9	15	4.067	0.901	81.36
10	5	I	Martin AMISON	Caterham 7	1:05.712	6	12	5.362	1.295	79.76

Weather / Track : Cloudy / Dry
 These results are provisional until the conclusion of any judicial and technical matters.

Pembrey
 Circuit Length = 1.4560 miles
 Start: 13:45 End: 14:06

Clerk of Course :		Timekeeper :
-------------------	--	--------------

Welsh Sports Saloon Championship

QUALIFYING - RACE 5 - LAP ANALYSIS

5	Martin AMISON			I Caterham 7			
1 -	1:09.916	+ 4.204	13:46:23.109	7 -	1:06.654	+ 0.942	13:53:08.258
2 -	1:06.271	+ 0.559	13:47:29.380	8 -	1:06.349	+ 0.637	13:54:14.607
3 -	1:14.070	+ 8.358	13:48:43.450	9 -	1:06.049	+ 0.337	13:55:20.656
4 -	1:06.275	+ 0.563	13:49:49.725	10 -	1:06.209	+ 0.497	13:56:26.865
5 -	1:06.167	+ 0.455	13:50:55.892	11 -	1:05.919	+ 0.207	13:57:32.784
6 -	1:05.712		13:52:01.604	12 -	1:32.979 P	+ 27.267	13:59:05.763
18	Neil TRAINER			C Mitsubishi Lancer			
1 -	1:14.126	+ 9.709	13:46:51.345	9 -	1:04.417		13:58:34.130
2 -	1:08.409	+ 3.992	13:47:59.754	10 -	1:04.769	+ 0.352	13:59:38.899
3 -	1:05.809	+ 1.392	13:49:05.563	11 -	1:21.445	+ 17.028	14:01:00.344
4 -	1:04.869	+ 0.452	13:50:10.432	12 -	1:06.389	+ 1.972	14:02:06.733
5 -	1:05.114	+ 0.697	13:51:15.546	13 -	1:05.038	+ 0.621	14:03:11.771
6 -	1:04.536	+ 0.119	13:52:20.082	14 -	1:04.508	+ 0.091	14:04:16.279
7 -	1:22.473 P	+ 18.056	13:53:42.555	15 -	1:08.480	+ 4.063	14:05:24.759
8 -	3:47.158	+ 2:42.741	13:57:29.713				
23	Alvin POWELL			D Ford Mondeo			
1 -	1:12.129	+ 9.004	13:46:27.107	4 -	1:03.635	+ 0.510	13:49:41.916
2 -	1:06.273	+ 3.148	13:47:33.380	5 -	1:03.125		13:50:45.041
3 -	1:04.901	+ 1.776	13:48:38.281	6 -	1:37.002 P	+ 33.877	13:52:22.043
24	Bryan HEITKOTTER			C Nissan 370Z			
1 -	1:16.856	+ 15.787	13:46:49.361	11 -	1:02.669	+ 1.600	13:57:43.932
2 -	1:09.699	+ 8.630	13:47:59.060	12 -	1:04.308	+ 3.239	13:58:48.240
3 -	1:09.855	+ 8.786	13:49:08.915	13 -	1:01.392	+ 0.323	13:59:49.632
4 -	1:01.973	+ 0.904	13:50:10.888	14 -	1:09.160	+ 8.091	14:00:58.792
5 -	1:11.739	+ 10.670	13:51:22.627	15 -	1:04.178	+ 3.109	14:02:02.970
6 -	1:01.516	+ 0.447	13:52:24.143	16 -	1:01.658	+ 0.589	14:03:04.628
7 -	1:01.069		13:53:25.212	17 -	1:02.909	+ 1.840	14:04:07.537
8 -	1:01.245	+ 0.176	13:54:26.457	18 -	1:02.054	+ 0.985	14:05:09.591
9 -	1:01.987	+ 0.918	13:55:28.444	19 -	1:01.583	+ 0.514	14:06:11.174
10 -	1:12.819	+ 11.750	13:56:41.263				
31	Chris EVERILL			D Ginetta G20			
1 -	1:09.677	+ 6.250	13:46:22.069	3 -	1:07.064	+ 3.637	13:48:32.560
2 -	1:03.427		13:47:25.496				
36	Keith BUTCHER			D Ginetta G50			
1 -	1:14.242	+ 10.726	13:46:43.657	10 -	1:04.201	+ 0.685	13:56:28.538
2 -	1:06.449	+ 2.933	13:47:50.106	11 -	1:22.414 P	+ 18.898	13:57:50.952
3 -	1:04.862	+ 1.346	13:48:54.968	12 -	2:14.893	+ 1:11.377	14:00:05.845
4 -	1:04.561	+ 1.045	13:49:59.529	13 -	1:04.774	+ 1.258	14:01:10.619
5 -	1:03.516		13:51:03.045	14 -	1:04.729	+ 1.213	14:02:15.348
6 -	1:04.672	+ 1.156	13:52:07.717	15 -	1:05.560	+ 2.044	14:03:20.908
7 -	1:09.160	+ 5.644	13:53:16.877	16 -	1:05.335	+ 1.819	14:04:26.243
8 -	1:03.642	+ 0.126	13:54:20.519	17 -	1:39.472 P	+ 35.956	14:06:05.715
9 -	1:03.818	+ 0.302	13:55:24.337				
51	Dominic EVANS			D Caterham CSR 260			
1 -	1:08.675	+ 8.325	13:46:45.102	9 -	1:00.792	+ 0.442	13:55:04.778
2 -	1:06.339	+ 5.989	13:47:51.441	10 -	1:00.350		13:56:05.128
3 -	1:02.948	+ 2.598	13:48:54.389	11 -	1:03.239	+ 2.889	13:57:08.367
4 -	1:04.248	+ 3.898	13:49:58.637	12 -	1:00.352	+ 0.002	13:58:08.719
5 -	1:01.352	+ 1.002	13:50:59.989	13 -	1:31.859 P	+ 31.509	13:59:40.578
6 -	1:01.647	+ 1.297	13:52:01.636	14 -	1:44.073	+ 43.723	14:01:24.651
7 -	1:01.088	+ 0.738	13:53:02.724	15 -	1:35.175 P	+ 34.825	14:02:59.826
8 -	1:01.262	+ 0.912	13:54:03.986				
58	Neil WATTS			D Westfield SEIW			
1 -	1:16.770	+ 14.248	13:46:42.746	8 -	1:03.266	+ 0.744	13:54:14.808

Weather / Track : Cloudy / Dry

Pembrey
Circuit Length = 1.4560 miles
Start: 13:45 End: 14:06

Welsh Sports Saloon Championship
QUALIFYING - RACE 5 - LAP ANALYSIS


2 -	1:08.695	+ 6.173	13:47:51.441	9 -	1:03.788	+ 1.266	13:55:18.596
3 -	1:04.802	+ 2.280	13:48:56.243	10 -	1:02.787	+ 0.265	13:56:21.383
4 -	1:05.848	+ 3.326	13:50:02.091	11 -	1:02.896	+ 0.374	13:57:24.279
5 -	1:03.359	+ 0.837	13:51:05.450	12 -	1:10.815	+ 8.293	13:58:35.094
6 -	1:02.522		13:52:07.972	13 -	1:30.802 P	+ 28.280	14:00:05.896
7 -	1:03.570	+ 1.048	13:53:11.542				
63	Jann MARDENBOROUGH			C	Nissan 370Z		
1 -	1:16.689	+ 15.577	13:46:44.041	10 -	1:01.650	+ 0.538	13:57:33.701
2 -	1:11.419	+ 10.307	13:47:55.460	11 -	1:06.723	+ 5.611	13:58:40.424
3 -	1:03.268	+ 2.156	13:48:58.728	12 -	1:01.460	+ 0.348	13:59:41.884
4 -	1:07.266	+ 6.154	13:50:05.994	13 -	1:02.339	+ 1.227	14:00:44.223
5 -	1:01.499	+ 0.387	13:51:07.493	14 -	1:03.055	+ 1.943	14:01:47.278
6 -	1:01.875	+ 0.763	13:52:09.368	15 -	1:01.112		14:02:48.390
7 -	1:14.589 P	+ 13.477	13:53:23.957	16 -	1:01.304	+ 0.192	14:03:49.694
8 -	2:06.635	+ 1:05.523	13:55:30.592	17 -	1:01.394	+ 0.282	14:04:51.088
9 -	1:01.459	+ 0.347	13:56:32.051	18 -	1:01.413	+ 0.301	14:05:52.501
81	David KRAYEM			D	Ginetta G50		
1 -	1:11.824	+ 10.836	13:46:46.258	10 -	1:01.181	+ 0.193	13:56:11.624
2 -	1:06.529	+ 5.541	13:47:52.787	11 -	1:07.589	+ 6.601	13:57:19.213
3 -	1:03.957	+ 2.969	13:48:56.744	12 -	1:01.408	+ 0.420	13:58:20.621
4 -	1:03.119	+ 2.131	13:49:59.863	13 -	1:27.624 P	+ 26.636	13:59:48.245
5 -	1:03.466	+ 2.478	13:51:03.329	14 -	1:26.116	+ 25.128	14:01:14.361
6 -	1:01.392	+ 0.404	13:52:04.721	15 -	1:01.080	+ 0.092	14:02:15.441
7 -	1:03.705	+ 2.717	13:53:08.426	16 -	1:01.014	+ 0.026	14:03:16.455
8 -	1:01.029	+ 0.041	13:54:09.455	17 -	1:37.347 P	+ 36.359	14:04:53.802
9 -	1:00.988		13:55:10.443				

Weather / Track : Cloudy / Dry

Pembrey
 Circuit Length = 1.4560 miles
 Start: 13:45 End: 14:06

Welsh Sports Saloon Championship

RACE 5 - GRID

ROW 5	1:04.417 18 Neil TRAINER	1:05.712 5 Martin AMISON
ROW 4	1:03.427 31 Chris EVERILL	1:03.516 36 Keith BUTCHER
ROW 3	1:02.522 58 Neil WATTS	1:03.125 23 Alvin POWELL
ROW 2	1:01.069 24 Bryan HEITKOTTER	1:01.112 63 Jann MARDENBOROUGH
ROW 1	1:00.350 51 Dominic EVANS	1:00.988 81 David KRAYEM
Pole		
		

Pembrey
Circuit Length = 1.4560 miles

These results are provisional until the conclusion of any judicial and technical matters.

Clerk of Course :		Timekeeper :
-------------------	--	--------------

Welsh Sports Saloon Championship

RACE 5 - CLASSIFICATION

POS	NO	CL	NAME	ENTRY	LAPS	TIME	GAP	DIFF	MPH	BEST	ON
1	51	D	Dominic EVANS	Caterham CSR 260	16	16:32.699			84.48	1:00.421	6
2	81	D	David KRAYEM	Ginetta G50	16	16:40.173	7.474	7.474	83.85	1:01.435	10
3	63	C	Jann MARDENBOROUGH	Nissan 370Z	16	16:45.698	12.999	5.525	83.39	1:01.214	3
4	24	C	Bryan HEITKOTTER	Nissan 370Z	16	16:47.018	14.319	1.320	83.28	1:01.904	10
5	58	D	Neil WATTS	Westfield SEiW	16	16:53.887	21.188	6.869	82.71	1:01.809	7
6	23	D	Alvin POWELL	Ford Mondeo	16	17:17.989	45.290	24.102	80.79	1:02.899	10
7	36	D	Keith BUTCHER	Ginetta G50	16	17:18.684	45.985	0.695	80.74	1:03.852	2
8	18	C	Neil TRAINER	Mitsubishi Lancer	15	16:34.131	1 lap	1 lap	79.08	1:04.816	6
9	5	I	Martin AMISON	Caterham 7	15	16:39.367	1 lap	5.236	78.67	1:05.616	7
NOT CLASSIFIED											
DNF	31	D	Chris EVERILL	Ginetta G20	13	14:07.085	3 laps	2 laps	80.44	1:00.423	4
FASTEST LAP											
51	D	Dominic EVANS	Caterham CSR 260	6	1:00.421	86.75 mph	139.61 kph				
63	C	Jann MARDENBOROUGH	Nissan 370Z	3	1:01.214	85.62 mph	137.80 kph				
5	I	Martin AMISON	Caterham 7	7	1:05.616	79.88 mph	128.55 kph				

Weather / Track : Bright / Dry
 These results are provisional until the conclusion of any judicial and technical matters.

Pembrey
 Circuit Length = 1.4560 miles
 Start: 16:46 End: 17:03

Clerk of Course :	Timekeeper :
-------------------	--------------

Welsh Sports Saloon Championship

RACE 5 - LAP CHART

Lap 1			Lap 2			Lap 3			Lap 4			Lap 5		
No	Behind	Laptime	No	Behind	Laptime	No	Behind	Laptime	No	Behind	Laptime	No	Behind	Laptime
51		1:03.574	51		1:00.880	51		1:00.971	51		1:00.777	51		1:00.796
81	2.585	1:06.159	31	3.574	1:00.889	31	3.284	1:00.681	31	2.930	1:00.423	31	2.622	1:00.488
63	3.338	1:06.912	81	4.094	1:02.389	81	4.617	1:01.494	81	5.281	1:01.441	81	6.307	1:01.822
31	3.565	1:07.139	63	4.876	1:02.418	63	5.119	1:01.214	63	5.807	1:01.465	63	6.870	1:01.859
36	6.043	1:09.617	36	9.015	1:03.852	58	11.825	1:03.528	58	13.663	1:02.615	24	15.110	1:02.028
24	6.506	1:10.080	58	9.268	1:03.392	24	12.184	1:03.621	24	13.878	1:02.471	58	16.017	1:03.150
58	6.756	1:10.330	24	9.534	1:03.908	36	13.241	1:05.197	36	16.500	1:04.036	36	19.990	1:04.286
23	7.311	1:10.885	23	10.335	1:03.904	23	13.568	1:04.204	23	17.044	1:04.253	23	20.379	1:04.131
18	9.044	1:12.618	18	14.032	1:05.868	18	18.726	1:05.665	18	23.660	1:05.711	18	28.303	1:05.439
5	10.244	1:13.818	5	15.423	1:06.059	5	20.209	1:05.757	5	25.130	1:05.698	5	30.111	1:05.777

Weather / Track : Bright / Dry

Pembrey
Circuit Length = 1.4560 miles
Start: 16:46 End: 17:03

Welsh Sports Saloon Championship

RACE 5 - LAP CHART

Lap 6			Lap 7			Lap 8			Lap 9			Lap 10		
No	Behind	Laptime	No	Behind	Laptime	No	Behind	Laptime	No	Behind	Laptime	No	Behind	Laptime
51		1:00.421	51		1:00.641	51		1:01.095	51		1:01.467	51		1:02.259
31	3.427	1:01.226	31	4.498	1:01.712	31	5.821	1:02.418	31	6.945	1:02.591	31	7.161	1:02.475
81	7.590	1:01.704	81	8.703	1:01.754	81	9.395	1:01.787	81	9.728	1:01.800	81	8.904	1:01.435
63	8.244	1:01.795	63	9.058	1:01.455	63	9.697	1:01.734	63	10.042	1:01.812	63	9.372	1:01.589
24	16.692	1:02.003	24	17.956	1:01.905	24	18.993	1:02.132	24	19.649	1:02.123	24	19.294	1:01.904
58	17.684	1:02.088	58	18.852	1:01.809	58	19.696	1:01.939	58	20.227	1:01.998	58	21.834	1:03.866
36	24.567	1:04.998	36	28.119	1:04.193	36	31.780	1:04.756	23	34.251	1:03.681	23	34.891	1:02.899
23	24.900	1:04.942	23	28.642	1:04.383	23	32.037	1:04.490	36	35.375	1:05.062	36	37.761	1:04.645
18	32.698	1:04.816	18	37.665	1:05.608	18	42.743	1:06.173	18	47.026	1:05.750	18	50.301	1:05.534
5	35.435	1:05.745	5	40.410	1:05.616	5	45.207	1:05.892	5	49.987	1:06.247	5	54.252	1:06.524

Weather / Track : Bright / Dry

Pembrey
Circuit Length = 1.4560 miles
Start: 16:46 End: 17:03

Welsh Sports Saloon Championship
RACE 5 - LAP CHART

Lap 11			Lap 12			Lap 13			Lap 14			Lap 15		
No	Behind	Laptime	No	Behind	Laptime	No	Behind	Laptime	No	Behind	Laptime	No	Behind	Laptime
51		1:02.538	51		1:02.460	51		1:01.693	51		1:02.291	51		1:03.160
31	6.217	1:01.594	31	8.094	1:04.337	5	1 LAP	1:07.192	5	1 LAP	1:05.929	18	1 LAP	1:06.127
81	8.343	1:01.977	81	8.390	1:02.507	63	9.099	1:02.018	81	10.512	1:03.192	5	1 LAP	1:06.355
63	8.779	1:01.945	63	8.774	1:02.455	81	9.611	1:02.914	63	18.708	1:11.900	81	9.720	1:02.368
24	19.301	1:02.545	24	19.152	1:02.311	24	19.979	1:02.520	24	20.125	1:02.437	63	18.077	1:02.529
58	22.645	1:03.349	58	22.807	1:02.622	58	24.025	1:02.911	58	24.547	1:02.813	24	19.402	1:02.437
23	36.002	1:03.649	23	38.070	1:04.528	23	42.181	1:05.804	23	44.288	1:04.398	58	23.950	1:02.563
36	40.031	1:04.808	36	42.550	1:04.979	36	45.304	1:04.447	36	47.359	1:04.346	23	46.165	1:05.037
18	53.853	1:06.090	18	57.255	1:05.862	P31	47.513	1:41.112 P				36	49.111	1:04.912
5	58.019	1:06.305				18	1:01.806	1:06.244						

Weather / Track : Bright / Dry

Pembrey
 Circuit Length = 1.4560 miles
 Start: 16:46 End: 17:03

Welsh Sports Saloon Championship

RACE 5 - LAP CHART


Lap 16		
No	Behind	Laptime
51		1:07.676
18	1 LAP	1:06.626
5	1 LAP	1:06.453
81	7.474	1:05.430
63	12.999	1:02.598
24	14.319	1:02.593
58	21.188	1:04.914
23	45.290	1:06.801
36	45.985	1:04.550

Weather / Track : Bright / Dry

Pembrey
Circuit Length = 1.4560 miles
Start: 16:46 End: 17:03

Welsh Sports Saloon Championship

RACE 9 - GRID - AMENDED

ROW 6	25	Anthony ALLITT SUN		
ROW 5	5	Martin AMISON	31	Chris EVERILL
ROW 4	36	Keith BUTCHER	18	Neil TRAINER
ROW 3	58	Neil WATTS	23	Alvin POWELL
ROW 2	63	Jann MARDENBOROUGH	24	Bryan HEITKOTTER
ROW 1	51	Dominic EVANS	81	David KRAYEM
Pole				
				

Pembrey
Circuit Length = 1.4560 miles

These results are provisional until the conclusion of any judicial and technical matters.

Clerk of Course :		Timekeeper :
-------------------	--	--------------

Welsh Sports Saloon Championship

RACE 9 - CLASSIFICATION

POS	NO	CL	NAME	ENTRY	LAPS	TIME	GAP	DIFF	MPH	BEST	ON
1	51	D	Dominic EVANS	Caterham CSR 260	16	16:23.989			85.23	1:00.593	13
2	24	C	Bryan HEITKOTTER	Nissan 370Z	16	16:24.860	0.871	0.871	85.15	1:00.615	13
3	63	C	Jann MARDENBOROUGH	Nissan 370Z	16	16:34.426	10.437	9.566	84.33	1:01.218	6
4	31	D	Chris EVERILL	Ginetta G20	16	16:38.453	14.464	4.027	83.99	1:01.190	6
5	81	D	David KRAYEM	Ginetta G50	16	16:39.001	15.012	0.548	83.94	1:01.363	8
6	58	D	Neil WATTS	Westfield SEiW	16	17:13.539	49.550	34.538	81.14	1:03.230	4
7	36	D	Keith BUTCHER	Ginetta G50	16	17:26.593	1:02.604	13.054	80.13	1:04.182	9
8	25	B	Anthony ALLITT SUN	Honda Civic	15	17:15.327	1 lap	1 lap	75.94	1:07.888	14

FASTEST LAP

51	D	Dominic EVANS	Caterham CSR 260	13	1:00.593	86.50 mph	139.21 kph
24	C	Bryan HEITKOTTER	Nissan 370Z	13	1:00.615	86.47 mph	139.16 kph
25	B	Anthony ALLITT SUN	Honda Civic	14	1:07.888	77.20 mph	124.25 kph

Weather / Track : Bright / Dry
 These results are provisional until the conclusion of any judicial and technical matters.

Pembrey
 Circuit Length = 1.4560 miles
 Start: 11:41 End: 11:59

Clerk of Course :		Timekeeper :
-------------------	--	--------------

Welsh Sports Saloon Championship
RACE 9 - LAP CHART

Lap 1			Lap 2			Lap 3			Lap 4			Lap 5		
No	Behind	Laptime	No	Behind	Laptime	No	Behind	Laptime	No	Behind	Laptime	No	Behind	Laptime
51		1:03.163	51		1:01.364	51		1:01.283	51		1:00.952	51		1:01.394
63	1.917	1:05.080	63	2.409	1:01.856	63	3.017	1:01.891	63	3.981	1:01.916	63	3.943	1:01.356
24	2.274	1:05.437	24	2.757	1:01.847	24	3.164	1:01.690	24	4.273	1:02.061	24	4.245	1:01.366
31	2.878	1:06.041	31	3.254	1:01.740	31	4.158	1:02.187	31	4.992	1:01.786	31	5.003	1:01.405
81	4.084	1:07.247	81	5.131	1:02.411	81	6.075	1:02.227	81	6.995	1:01.872	81	8.079	1:02.478
58	4.817	1:07.980	58	7.115	1:03.662	58	10.739	1:04.907	58	13.017	1:03.230	58	15.053	1:03.430
36	7.609	1:10.772	36	12.395	1:06.150	36	16.135	1:05.023	36	19.660	1:04.477	36	22.611	1:04.345
25	9.432	1:12.595	25	17.494	1:09.426	25	25.024	1:08.813	25	32.910	1:08.838	25	39.925	1:08.409

Weather / Track : Bright / Dry

Pembrey
 Circuit Length = 1.4560 miles
 Start: 11:41 End: 11:59

Welsh Sports Saloon Championship
RACE 9 - LAP CHART

Lap 6			Lap 7			Lap 8			Lap 9			Lap 10		
No	Behind	Laptime	No	Behind	Laptime	No	Behind	Laptime	No	Behind	Laptime	No	Behind	Laptime
51		1:01.478	51		1:01.621	51		1:01.414	51		1:01.756	51		1:01.684
63	3.683	1:01.218	63	3.672	1:01.610	63	3.889	1:01.631	24	3.976	1:01.605	24	3.055	1:00.763
24	3.944	1:01.177	24	3.889	1:01.566	24	4.127	1:01.652	63	4.453	1:02.320	63	5.176	1:02.407
31	4.715	1:01.190	31	4.855	1:01.761	31	5.170	1:01.729	31	5.403	1:01.989	31	6.190	1:02.471
81	8.504	1:01.903	81	8.478	1:01.595	81	8.427	1:01.363	81	8.475	1:01.804	25	1 LAP	1:08.803
58	17.223	1:03.648	58	19.866	1:04.264	58	21.732	1:03.280	58	23.488	1:03.512	81	8.638	1:01.847
36	25.556	1:04.423	36	28.249	1:04.314	36	31.144	1:04.309	36	33.570	1:04.182	58	26.140	1:04.336
25	47.894	1:09.447	25	54.247	1:07.974	25	1:01.497	1:08.664				36	36.180	1:04.294

Weather / Track : Bright / Dry

Pembrey
 Circuit Length = 1.4560 miles
 Start: 11:41 End: 11:59

Welsh Sports Saloon Championship
RACE 9 - LAP CHART

Lap 11			Lap 12			Lap 13			Lap 14			Lap 15		
No	Behind	Laptime	No	Behind	Laptime	No	Behind	Laptime	No	Behind	Laptime	No	Behind	Laptime
51		1:01.600	51		1:00.939	51		1:00.593	51		1:01.616	51		1:01.343
24	2.169	1:00.714	24	2.106	1:00.876	24	2.128	1:00.615	24	1.496	1:00.984	24	1.417	1:01.264
63	5.749	1:02.173	63	7.216	1:02.406	63	8.775	1:02.152	63	9.218	1:02.059	63	10.107	1:02.232
31	7.188	1:02.598	31	9.013	1:02.764	31	11.174	1:02.754	31	12.221	1:02.663	31	13.457	1:02.579
81	9.716	1:02.678	81	10.246	1:01.469	81	11.743	1:02.090	81	12.702	1:02.575	81	13.940	1:02.581
25	1 LAP	1:09.549	25	1 LAP	1:08.666	25	1 LAP	1:08.794	25	1 LAP	1:08.240	25	1 LAP	1:07.888
58	28.502	1:03.962	58	35.379	1:07.816	58	39.207	1:04.421	58	42.156	1:04.565	58	44.823	1:04.010
36	39.287	1:04.707	36	44.181	1:05.833	36	50.749	1:07.161	36	54.428	1:05.295	36	58.618	1:05.533

Weather / Track : Bright / Dry

Pembrey
 Circuit Length = 1.4560 miles
 Start: 11:41 End: 11:59

Welsh Sports Saloon Championship

RACE 9 - LAP CHART


Lap 16		
No	Behind	Laptime
51		1:01.789
24	0.871	1:01.243
63	10.437	1:02.119
31	14.464	1:02.796
81	15.012	1:02.861
58	49.550	1:06.516
25	1 LAP	1:09.221
36	1:02.604	1:05.775

Weather / Track : Bright / Dry

Pembrey
Circuit Length = 1.4560 miles
Start: 11:41 End: 11:59

Welsh Sports Saloon Championship

RACE 14 - GRID

ROW 4	36 Keith BUTCHER	25 Anthony ALLITT SUN
ROW 3	81 David KRAYEM	58 Neil WATTS
ROW 2	63 Jann MARDENBOROUGH	31 Chris EVERILL
ROW 1	51 Dominic EVANS	24 Bryan HEITKOTTER
Pole		
		

Pembrey
Circuit Length = 1.4560 miles

These results are provisional until the conclusion of any judicial and technical matters.

Clerk of Course :		Timekeeper :
-------------------	--	--------------

Welsh Sports Saloon Championship

RACE 14 - CLASSIFICATION

POS	NO	CL	NAME	ENTRY	LAPS	TIME	GAP	DIFF	MPH	BEST	ON
1	51	D	Dominic EVANS	Caterham CSR 260	16	16:23.569			85.26	1:00.925	11
2	24	C	Bryan HEITKOTTER	Nissan 370Z	16	16:24.947	1.378	1.378	85.14	1:00.762	5
3	81	D	David KRAYEM	Ginetta G50	16	16:48.737	25.168	23.790	83.13	1:01.336	4
4	63	C	Jann MARDENBOROUGH	Nissan 370Z	16	16:53.441	29.872	4.704	82.75	1:02.043	4
5	58	D	Neil WATTS	Westfield SEiW	16	17:24.480	1:00.911	31.039	80.29	1:03.003	8
6	25	B	Anthony ALLITT SUN	Honda Civic	15	17:29.130	1 lap	1 lap	74.94	1:08.733	5
NOT CLASSIFIED											
DNF	36	D	Keith BUTCHER	Ginetta G50	5	5:50.186	11 laps	10 laps	74.84	1:04.577	3
FASTEST LAP											
	24	C	Bryan HEITKOTTER	Nissan 370Z	5	1:00.762			86.26 mph	138.82 kph	
	51	D	Dominic EVANS	Caterham CSR 260	11	1:00.925			86.03 mph	138.45 kph	
	25	B	Anthony ALLITT SUN	Honda Civic	5	1:08.733			76.26 mph	122.72 kph	

Weather / Track : Cloudy / Dry
 These results are provisional until the conclusion of any judicial and technical matters.

Pembrey
 Circuit Length = 1.4560 miles
 Start: 16:12 End: 16:30

Clerk of Course :		Timekeeper :
-------------------	--	--------------

Welsh Sports Saloon Championship
RACE 14 - LAP CHART

Lap 1			Lap 2			Lap 3			Lap 4			Lap 5		
No	Behind	Laptime	No	Behind	Laptime	No	Behind	Laptime	No	Behind	Laptime	No	Behind	Laptime
51		1:03.377	51		1:01.350	51		1:01.259	51		1:01.142	51		1:01.163
24	2.417	1:05.794	24	2.558	1:01.491	24	2.685	1:01.386	24	2.435	1:00.892	24	2.034	1:00.762
58	2.989	1:06.366	63	5.440	1:03.329	63	6.360	1:02.179	63	7.261	1:02.043	63	8.504	1:02.406
63	3.461	1:06.838	81	8.310	1:04.225	81	8.864	1:01.813	81	9.058	1:01.336	81	9.406	1:01.511
36	5.118	1:08.495	36	8.802	1:05.034	36	12.120	1:04.577	36	16.561	1:05.583	58	28.471	1:03.691
81	5.435	1:08.812	58	19.255	1:17.616	58	21.386	1:03.390	58	25.943	1:05.699	P36	41.895	1:26.497 P
25	10.526	1:13.903	25	19.374	1:10.198	25	26.991	1:08.876	25	35.325	1:09.476	25	42.895	1:08.733

Weather / Track : Cloudy / Dry

Pembrey
 Circuit Length = 1.4560 miles
 Start: 16:12 End: 16:30

Welsh Sports Saloon Championship
RACE 14 - LAP CHART

Lap 6			Lap 7			Lap 8			Lap 9			Lap 10		
No	Behind	Laptime	No	Behind	Laptime	No	Behind	Laptime	No	Behind	Laptime	No	Behind	Laptime
51		1:01.398	51		1:01.433	51		1:01.405	51		1:01.210	51		1:00.952
24	1.875	1:01.239	24	1.499	1:01.057	24	1.217	1:01.123	24	1.634	1:01.627	24	1.882	1:01.200
63	9.611	1:02.505	63	11.021	1:02.843	81	12.021	1:01.998	25	1 LAP	1:09.978	81	14.662	1:02.695
81	10.044	1:02.036	81	11.428	1:02.817	63	14.745	1:05.129	81	12.919	1:02.108	25	1 LAP	1:11.264
58	30.090	1:03.017	58	31.840	1:03.183	58	33.438	1:03.003	63	16.568	1:03.033	63	18.733	1:03.117
25	50.487	1:08.990	25	57.978	1:08.924				58	35.645	1:03.417	58	38.357	1:03.664

Weather / Track : Cloudy / Dry

Pembrey
 Circuit Length = 1.4560 miles
 Start: 16:12 End: 16:30

Welsh Sports Saloon Championship
RACE 14 - LAP CHART

Lap 11			Lap 12			Lap 13			Lap 14			Lap 15		
No	Behind	Laptime	No	Behind	Laptime	No	Behind	Laptime	No	Behind	Laptime	No	Behind	Laptime
51		1:00.925	51		1:01.087	51		1:01.201	51		1:01.265	51		1:02.189
24	2.035	1:01.078	24	2.157	1:01.209	24	2.510	1:01.554	24	2.905	1:01.660	24	2.283	1:01.567
81	16.221	1:02.484	81	18.221	1:03.087	81	20.700	1:03.680	81	22.873	1:03.438	81	23.628	1:02.944
63	21.355	1:03.547	63	23.437	1:03.169	63	25.442	1:03.206	63	27.691	1:03.514	63	28.768	1:03.266
25	1 LAP	1:10.502	25	1 LAP	1:09.911	25	1 LAP	1:09.382	58	47.848	1:04.021	58	52.208	1:06.549
58	40.983	1:03.551	58	43.041	1:03.145	58	45.092	1:03.252	25	1 LAP	1:08.920	25	1 LAP	1:09.782

Weather / Track : Cloudy / Dry

Pembrey
 Circuit Length = 1.4560 miles
 Start: 16:12 End: 16:30

Welsh Sports Saloon Championship

RACE 14 - LAP CHART

Lap 16		
No	Behind	Laptime
51		1:02.213
24	1.378	1:01.308
81	25.168	1:03.753
63	29.872	1:03.317
58	1:00.911	1:10.916
25	1 LAP	1:10.291

Weather / Track : Cloudy / Dry

Pembrey
Circuit Length = 1.4560 miles
Start: 16:12 End: 16:30